

**2023 CLEVELAND COUNTY ASSESSED VALUATIONS**

SCHOOL DISTRICT	PERSONAL PROPERTY	PUBLIC SERVICE	REAL ESTATE	TOTAL VALUE	HOMESTEAD EX	OTHER EXEMPTS.	NET TOTAL
JT 1 McCloud	415,245	1,272,636	19,901,997	<b>21,589,878</b>	605,797	1,272,096	<b>19,711,985</b>
2 Moore	140,256,582	31,269,201	1,351,946,025	<b>1,523,471,808</b>	22,413,463	44,173,674	<b>1,456,884,671</b>
16 Robin Hill	254,920	1,770,198	10,710,131	<b>12,735,249</b>	218,000	530,563	<b>11,986,686</b>
29 Norman (+TIF3 Base)	78,720,155	30,977,572	1,193,935,812	<b>1,303,633,539</b>	15,806,450	20,364,980	<b>1,267,462,109</b>
40 Noble	6,449,274	11,127,600	108,631,714	<b>126,208,588</b>	3,086,964	3,740,614	<b>119,381,010</b>
JT 52 Mid-Del	506,175	1,255,945	24,701,260	<b>26,463,380</b>	518,000	2,005,940	<b>23,939,440</b>
57 Lexington	2,474,801	3,404,707	27,565,500	<b>33,445,008</b>	955,012	1,142,749	<b>31,347,247</b>
JT 69 Mustang	45,395	164,975	7,974,289	<b>8,184,659</b>	71,000	309,069	<b>7,804,590</b>
70 Little Axe	2,166,518	3,530,263	34,030,302	<b>39,727,083</b>	1,293,958	2,364,349	<b>36,068,776</b>
<b>COUNTY TOTAL</b>	<b>231,289,065</b>	<b>84,773,097</b>	<b>2,779,397,030</b>	<b>3,095,459,192</b>	<b>44,968,644</b>	<b>75,904,034</b>	<b>2,974,586,514</b>
NORMAN TIF 3 Growth	862,201	0	10,883,658	<b>11,745,859</b>	-7,000	1,041	<b>11,751,818</b>
<b>COUNTY TOTAL +TIF3 Growth</b>	<b>232,151,266</b>	<b>84,773,097</b>	<b>2,790,280,688</b>	<b>3,107,205,051</b>	<b>44,961,644</b>	<b>75,905,075</b>	<b>2,986,338,332</b>

**2023 TECH CENTER ASSESSED VALUATIONS, CLEVELAND COUNTY**

	SCHOOL DISTRICT	PERSONAL PROPERTY	PUBLIC SERVICE	REAL EST.	Total Value	HOMESTEAD EXEMP	OTHER EXEMP	NET TOTAL
MOORE-NORMAN	SDC2 Moore-OKC	140,256,582	31,269,201	1,351,946,025	1,523,471,808	22,413,463	44,173,674	1,456,884,671
TECH CTR #17	SD29 Norman/Newcastle	78,720,155	30,977,572	1,193,935,812	1,303,633,539	15,806,450	20,364,980	1,267,462,109
<b>TOTAL W/ TIF BASE</b>		<b>218,976,737</b>	<b>62,246,773</b>	<b>2,545,881,837</b>	<b>2,827,105,347</b>	<b>38,219,913</b>	<b>64,538,654</b>	<b>2,724,346,780</b>
NORMAN TIF 3 Growth	TIF3	862,201	0	10,883,658	11,745,859	-7,000	1,041	11,751,818
<b>TOTAL+TIF 3 Growth</b>		<b>219,838,938</b>	<b>62,246,773</b>	<b>2,556,765,495</b>	<b>2,838,851,206</b>	<b>38,212,913</b>	<b>64,539,695</b>	<b>2,736,098,598</b>
MID-AMERICA	SD40 Noble	6,449,274	11,127,600	108,631,714	126,208,588	3,086,964	3,740,614	119,381,010
TECH CTR #8	SD57 Lexington	2,474,801	3,404,707	27,565,500	33,445,008	955,012	1,142,749	31,347,247
	SD70 Little Axe	2,166,518	3,530,263	34,030,302	39,727,083	1,293,958	2,364,349	36,068,776
<b>TOTAL</b>		<b>11,090,593</b>	<b>18,062,570</b>	<b>170,227,516</b>	<b>199,380,679</b>	<b>5,335,934</b>	<b>7,247,712</b>	<b>186,797,033</b>
CANADIAN VALLEY	JT 69 Mustang	45,395	164,975	7,974,289	8,184,659	71,000	309,069	7,804,590
TECH CTR #6								
<b>TOTAL</b>		<b>45,395</b>	<b>164,975</b>	<b>7,974,289</b>	<b>8,184,659</b>	<b>71,000</b>	<b>309,069</b>	<b>7,804,590</b>
GORDON COOPER	JT 1 McLoud	415,245	1,272,636	19,901,997	21,589,878	605,797	1,272,096	19,711,985
TECH CTR #5								
<b>TOTAL</b>		<b>415,245</b>	<b>1,272,636</b>	<b>19,901,997</b>	<b>21,589,878</b>	<b>605,797</b>	<b>1,272,096</b>	<b>19,711,985</b>
ROSE STATE COLLEGE	JT 52 Mid_Del	506,175	1,255,945	24,701,260	26,463,380	518,000	2,005,940	23,939,440
AREA TECHNICAL #8								
SCHOOL DISTRICT								
<b>TOTAL</b>		<b>506,175</b>	<b>1,255,945</b>	<b>24,701,260</b>	<b>26,463,380</b>	<b>518,000</b>	<b>2,005,940</b>	<b>23,939,440</b>
<b>TOTAL TECH DIST. VAL.</b>		<b>231,896,346</b>	<b>83,002,899</b>	<b>2,779,570,557</b>	<b>3,094,469,802</b>	<b>44,743,644</b>	<b>75,374,512</b>	<b>2,974,351,646</b>

**2023 CITY ASSESSED VALUATIONS, CLEVELAND COUNTY**


<b>CITY/TOWN/DISTRICT</b>	<b>PERSONAL PROPERTY</b>	<b>PUBLIC SERVICE</b>	<b>REAL ESTATE</b>	<b>TOTAL VALUE</b>	<b>HS EXEMPTIONS</b>	<b>OTHER EXEMPTIONS</b>	<b>NET TOTAL</b>
<b>LEXINGTON 57</b>	756,248	169,003	7,977,874	8,903,125	264,418	203,726	8,434,981
<b>MOORE 2</b>	38,136,018	11,548,943	545,043,443	594,728,404	9,432,463	16,850,887	568,445,054
<b>NOBLE 40</b>	1,622,514	2,310,589	46,951,055	50,884,158	1,147,934	1,325,320	48,410,904
NORMAN JT 1	6,015	10,957	303,778	320,750	19,797	0	300,953
NORMAN 2	11,704,728	2,345,696	30,515,461	44,565,885	250,000	534,744	43,781,141
NORMAN 16	8,167	994,631	1,173,539	2,176,337	45,000	76,778	2,054,559
NORMAN 29 - NO TIF	74,579,133	29,701,701	1,143,452,513	1,247,733,347	14,994,489	19,252,488	1,213,486,370
NORMAN 29 TIF 3 BASE	1,760,315	0	13,149,201	14,909,516	41,000	10,524	14,857,992
NORMAN 40	196,802	1,060,275	7,057,925	8,315,002	231,928	230,662	7,852,412
NORMAN JT 52	15	15,629	198,381	214,025	5,000	0	209,025
NORMAN 70	90,511	644,776	1,708,213	2,443,500	81,000	21,059	2,341,441
<b>NORMAN TOTAL (WITH TIF BASE)</b>	<b>88,345,686</b>	<b>34,773,665</b>	<b>1,197,559,011</b>	<b>1,320,678,362</b>	<b>15,668,214</b>	<b>20,126,255</b>	<b>1,284,883,893</b>
NORMAN TIF 3 Growth	862,201	0	10,883,658	11,745,859	-7,000	1,041	11,751,818
<b>NORMAN TOTAL +TIF 3 GROWTH</b>	<b>89,207,887</b>	<b>34,773,665</b>	<b>1,208,442,669</b>	<b>1,332,424,221</b>	<b>15,661,214</b>	<b>20,126,255</b>	<b>1,296,635,711</b>
OKLAHOMA CITY JT 1	171,853	1,197,571	9,893,193	11,262,617	301,000	736,630	10,224,987
OKLAHOMA CITY 2	83,382,241	15,458,974	711,084,583	809,925,798	11,603,000	23,439,186	774,883,612
OKLAHOMA CITY 16	20,664	512,641	400,724	934,029	10,000	2,280	921,749
OKLAHOMA CITY JT 52	116,637	720,604	11,892,101	12,729,342	236,000	1,276,633	11,216,709
OKLAHOMA CITY 69	37,872	89,822	6,345,659	6,473,353	54,000	232,949	6,186,404
OKLAHOMA 70	126,372	844,365	2,240,572	3,211,309	104,000	81,436	3,025,873
<b>OKLAHOMA CITY TOTAL</b>	<b>83,855,639</b>	<b>18,823,977</b>	<b>741,856,832</b>	<b>844,536,448</b>	<b>12,308,000</b>	<b>25,769,114</b>	<b>806,459,334</b>
<b>NEWCASTLE 29</b>	<b>84</b>	<b>6,423</b>	<b>694,036</b>	<b>700,543</b>	<b>13,000</b>	<b>0</b>	<b>687,543</b>

**County Assessor**

TO THE COUNTY EXCISE BOARD, I DOUGLAS WARR, COUNTY ASSESSOR OF AND FOR CLEVELAND COUNTY, DO HEREBY CERTIFY THAT THE ASSESSED VALUATIONS OF CLEVELAND COUNTY FOR THE YEAR 2023 ARE TO THE BEST OF MY KNOWLEDGE TRUE, CORRECT AND COMPLETE.

Dated this 23 Day of August, 2023


*Douglas Warr*  
DOUGLAS WARR, COUNTY ASSESSOR



**County Clerk**

I, TAMMY BELINSON, COUNTY CLERK OF CLEVELAND COUNTY OKLAHOMA, DO HEREBY CERTIFY THAT THE ABOVE IS A TRUE, CORRECT AND COMPLETE LIST OF THE VALUATIONS OF CLEVELAND COUNTY

Dated this 23<sup>rd</sup> Day of August, 2023

*Tammy Belinson*  
TAMMY BELINSON, COUNTY CLERK

**EXCISE BOARD MEMBERS**

• Benny Green

• Chuck R. Thompson

• J. H.

DATE: August 23<sup>rd</sup>, 2023



**Douglas Warr, AAS**  
Cleveland County Assessor  
201 S. Jones, Room 120                      Norman, OK 73069  
Phone (405) 366-0230                      Fax (405) 366-0212  
[www.clevelandcountyoak.com](http://www.clevelandcountyoak.com)



This is to inform you of the 2023 Assessed Valuations for the Noble Ambulance District.

Gross Real Estate	\$50,681,609
Homestead Exemptions	- <u>\$2,692,195</u>
Net Real Estate Valuation	\$47,989,414
Personal Property Valuation	+\$2,033,325
Public Service Valuation	+ <u>\$2,310,686</u>
Net Total Assessed Valuation	\$52,333,425

I hope you find this information satisfactory for your requirements.

Respectfully,

*Douglas Warr*

Douglas Warr, AAS  
Cleveland County Assessor



**Douglas Warr, AAS**  
Cleveland County Assessor  
201 S. Jones, Room 120                      Norman, OK 73069  
Phone (405) 366-0230                      Fax (405) 366-0212  
[www.clevelandcountyok.com](http://www.clevelandcountyok.com)



This is to inform you of the 2023 Assessed Valuations for the Cedar Country Fire Protection District.

Gross Real Estate	\$14,919,305
Homestead Exemptions	- <u>\$1,294,145</u>
Net Real Estate Valuation	\$13,625,160
Personal Property Valuation	+\$1,544,946
Public Service Valuation	+ <u>\$3,855,138</u>
Net Total Assessed Valuation	\$19,025,244

I hope you find this information satisfactory for your requirements.

Respectfully,

*Douglas Warr*

Douglas Warr  
Cleveland County Assessor



**Douglas Warr, AAS**  
Cleveland County Assessor  
201 S. Jones, Room 120      Norman, OK 73069  
Phone (405) 366-0230      Fax (405) 366-0212  
[www.clevelandcountyoak.com](http://www.clevelandcountyoak.com)



This is to inform you of the 2023 Assessed Valuations for the Little Axe Fire Protection District.

Gross Real Estate	\$13,358,563
Homestead Exemptions	- <u>\$1,391,581</u>
Net Real Estate Valuation	\$11,966,982
Personal Property Valuation	+\$833,555
Public Service Valuation	+ <u>\$1,633,851</u>
Net Total Assessed Valuation	\$14,434,388

I hope you find this information satisfactory for your requirements.

Respectfully,

*Douglas Warr*

Douglas Warr  
Cleveland County Assessor

Real	Count	Value
Residential	104,075	2,112,250,564
Commercial	5,012	643,771,732
Agricultural	3,533	34,258,392
<b>Total Real Value</b>	<b>109,087</b>	<b>2,790,280,688</b>

Homestead	44,967	44,961,644
Veteran	3,058	75,905,075
<b>Total Exempt</b>	<b>48,025</b>	<b>120,866,719</b>

TIF Increment Value **10,889,617**

**Net Assessed 2,658,524,352**

**Under Protest 0 0**

Senior Freeze	5,707
Capped Parcels	112,448

Personal	Count	Value
Commercial	6,796	220,113,105
Agricultural	954	2,690,597
Mfg Home	2,626	8,626,626
<b>Total Personal</b>	<b>3,580</b>	<b>231,430,328</b>

TIF Increment Value **862,201**

**Net Assessed 230,568,127**

**Under Protest 0 0**

Public Service	Count	Value
<b>Total PS Value</b>	<b>309</b>	<b>84,773,097</b>

TIF Increment Value **0**

**Net Assessed 84,773,097**

**District Totals**

Total Gross Value 3,106,484,113

Homestead Loss 44,961,644

Other Exemption Loss 75,905,075

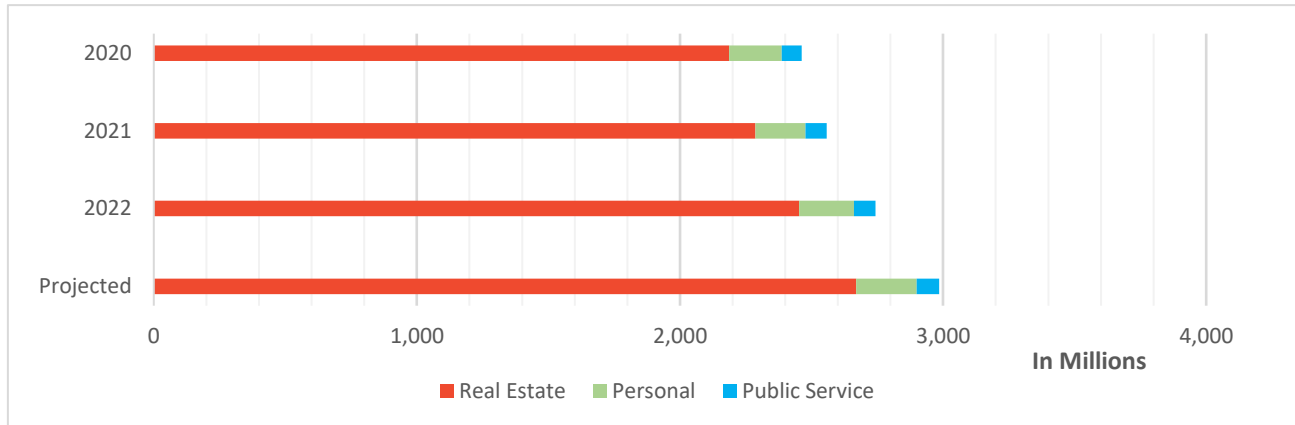
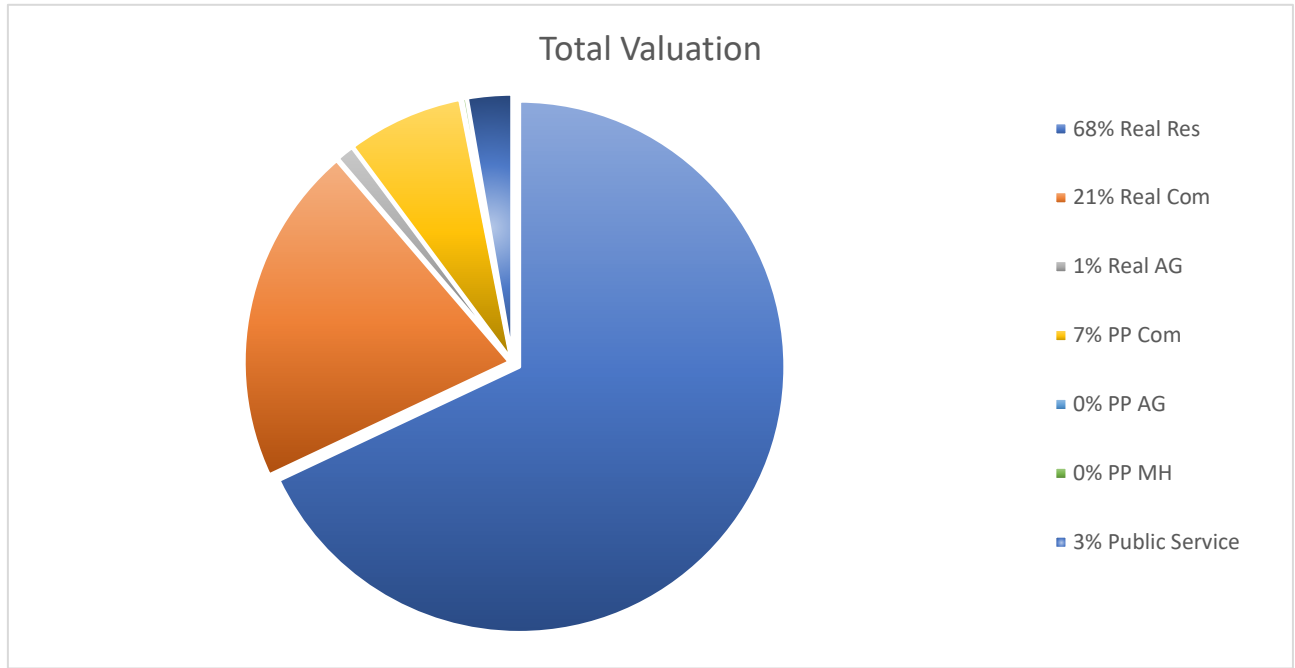
TIF Increment Value 11,751,818

**Retained TIF Value 0**

**Net Assessed Value 2,973,865,576**

**Under Protest 0**

\*Public Service Protest Values are not included on this report.



**TIF Project Summary**

Description	Expires	Base Value	Increment Value	Retained Inc	Total Value
TIF-3 (Center City)	2042	14,857,992	11,751,818	0	26,609,810
<b>Total TIF Valuation:</b>		<b>14,857,992</b>	<b>11,751,818</b>	<b>0</b>	<b>26,609,810</b>



Real	Count	Value
Residential	39,359	849,490,997
Commercial	2,511	348,973,339
Agricultural	546	6,355,134
<b>Total Real Value</b>	<b>41,870</b>	<b>1,204,819,470</b>

Homestead	15,799	15,799,450
Veteran	800	20,366,021
<b>Total Exempt</b>	<b>16,599</b>	<b>36,165,471</b>

**TIF Increment Value 10,889,617**

**Net Assessed 1,157,764,382**

**Under Protest 0 0**

Senior Freeze	1,879	
Capped Parcels	42,363	

Personal	Count	Value
Commercial	3,144	76,706,296
Agricultural	161	668,818
Mfg Home	628	2,207,242
<b>Total Personal</b>	<b>789</b>	<b>79,582,356</b>

**TIF Increment Value 862,201**

**Net Assessed 78,720,155**

**Under Protest 0 0**

Public Service	Count	Value
<b>Total PS Value</b>	<b>51</b>	<b>30,977,572</b>

**TIF Increment Value 0**

**Net Assessed 30,977,572**

**District Totals**

Total Gross Value 1,315,379,398

Homestead Loss 15,799,450

Other Exemption Loss 20,366,021

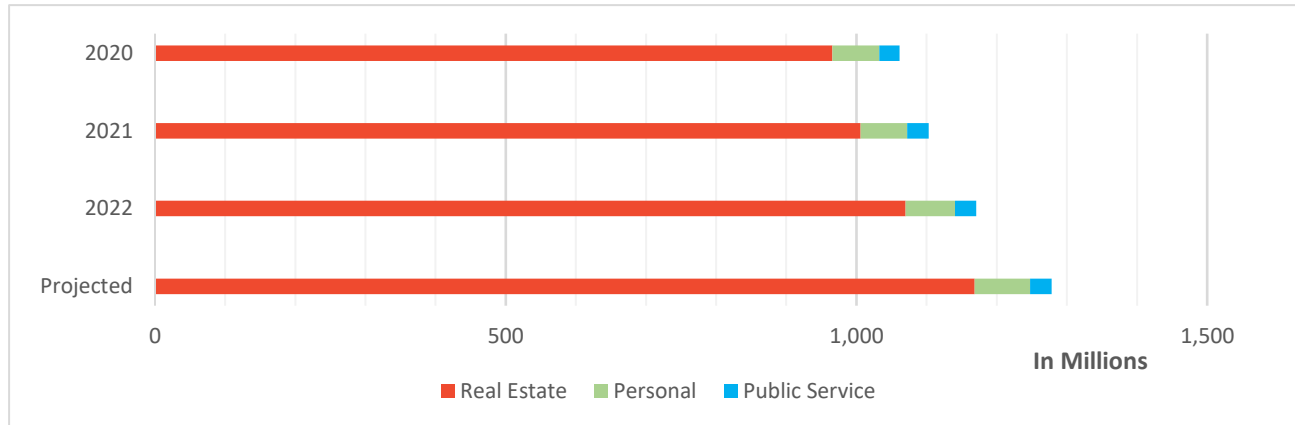
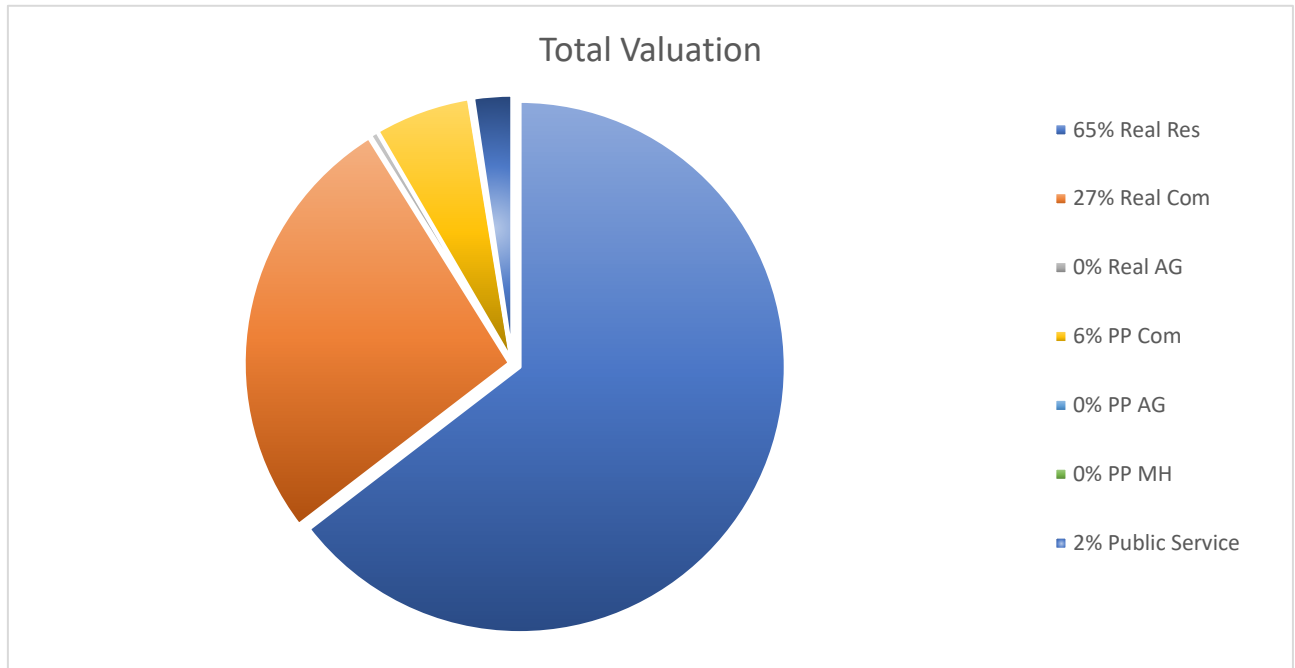
**TIF Increment Value 11,751,818**

**Retained TIF Value 0**

**Net Assessed Value 1,267,462,109**

**Under Protest 0**

\*Public Service Protest Values are not included on this report.



**TIF Project Summary**

Description	Expires	Base Value	Increment Value	Retained Inc	Total Value
TIF-3 (Center City)	2042	14,857,992	11,751,818	0	26,609,810
<b>Total TIF Valuation:</b>		<b>14,857,992</b>	<b>11,751,818</b>	<b>0</b>	<b>26,609,810</b>

Real	Count	Value
Residential	48,324	1,067,836,250
Commercial	2,046	278,078,976
Agricultural	516	6,030,799
<b>Total Real Value</b>	<b>50,370</b>	<b>1,351,946,025</b>
Homestead	22,414	22,413,463
Veteran	1,668	44,173,674
<b>Total Exempt</b>	<b>24,082</b>	<b>66,587,137</b>

TIF Increment Value 0

Net Assessed 1,285,358,888

Under Protest 0 0

Senior Freeze 2,911  
Capped Parcels 50,785

Personal	Count	Value
Commercial	2,775	136,829,738
Agricultural	180	414,282
Mfg Home	639	2,358,691
<b>Total Personal</b>	<b>819</b>	<b>139,602,711</b>

TIF Increment Value 0

Net Assessed 139,602,711

Under Protest 0 0

Public Service	Count	Value
<b>Total PS Value</b>	<b>79</b>	<b>31,269,201</b>

TIF Increment Value 0

Net Assessed 31,269,201

**District Totals**

Total Gross Value 1,522,817,937

Homestead Loss 22,413,463

Other Exemption Loss 44,173,674

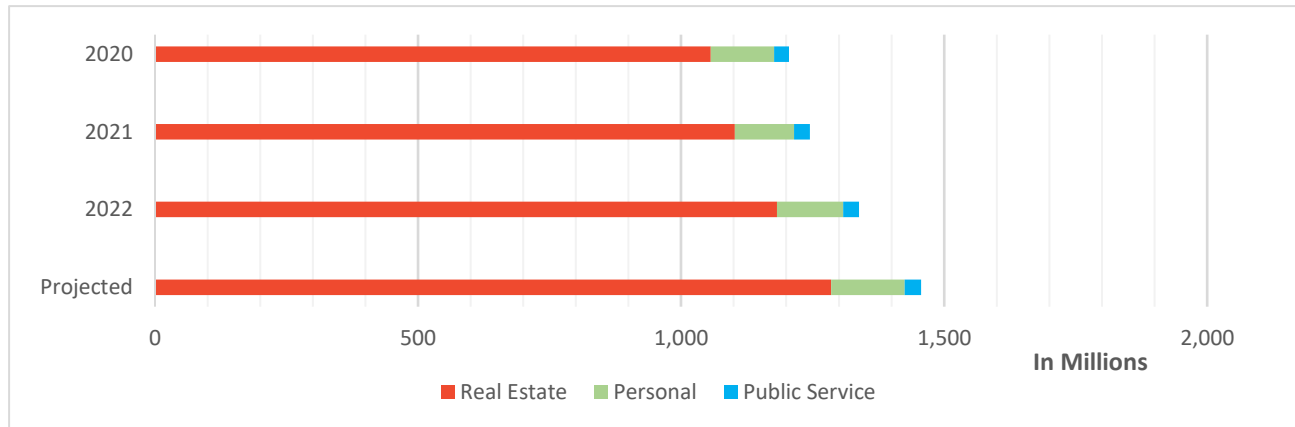
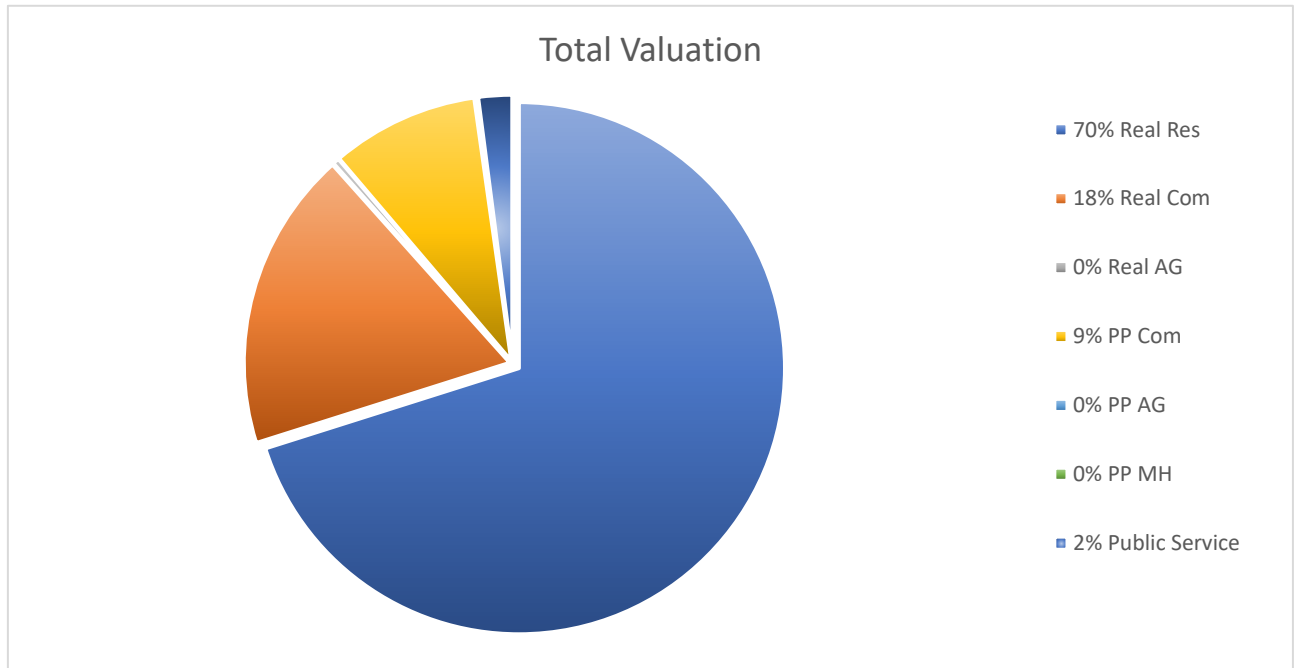
TIF Increment Value 0

Retained TIF Value 0

Net Assessed Value 1,456,230,800

Under Protest 0

\*Public Service Protest Values are not included on this report.



**TIF Project Summary**

Description	Expires	Base Value	Increment Value	Retained Inc	Total Value
N/A		0	0	0	0
<b>Total TIF Valuation:</b>		<b>0</b>	<b>0</b>	<b>0</b>	<b>0</b>

Real	Count	Value
Residential	1,317	18,785,087
Commercial	4	128,381
Agricultural	98	988,529
<b>Total Real Value</b>	<b>1,321</b>	<b>19,901,997</b>

Homestead	605	605,797
Veteran	61	1,272,096
<b>Total Exempt</b>	<b>666</b>	<b>1,877,893</b>

TIF Increment Value 0

**Net Assessed 18,024,104**

**Under Protest 0 0**

Senior Freeze	80
Capped Parcels	1,417

Personal	Count	Value
Commercial	34	162,720
Agricultural	30	74,476
Mfg Home	54	178,049
<b>Total Personal</b>	<b>84</b>	<b>415,245</b>

TIF Increment Value 0

**Net Assessed 415,245**

**Under Protest 0 0**

Public Service	Count	Value
<b>Total PS Value</b>	<b>15</b>	<b>1,272,636</b>

TIF Increment Value 0

**Net Assessed 1,272,636**

**District Totals**

Total Gross Value 21,589,878

Homestead Loss 605,797

Other Exemption Loss 1,272,096

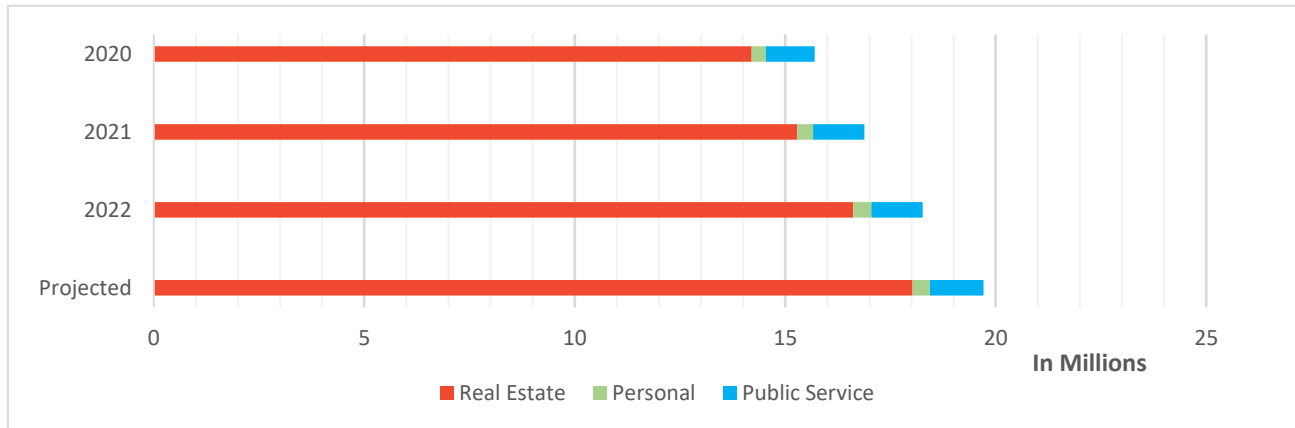
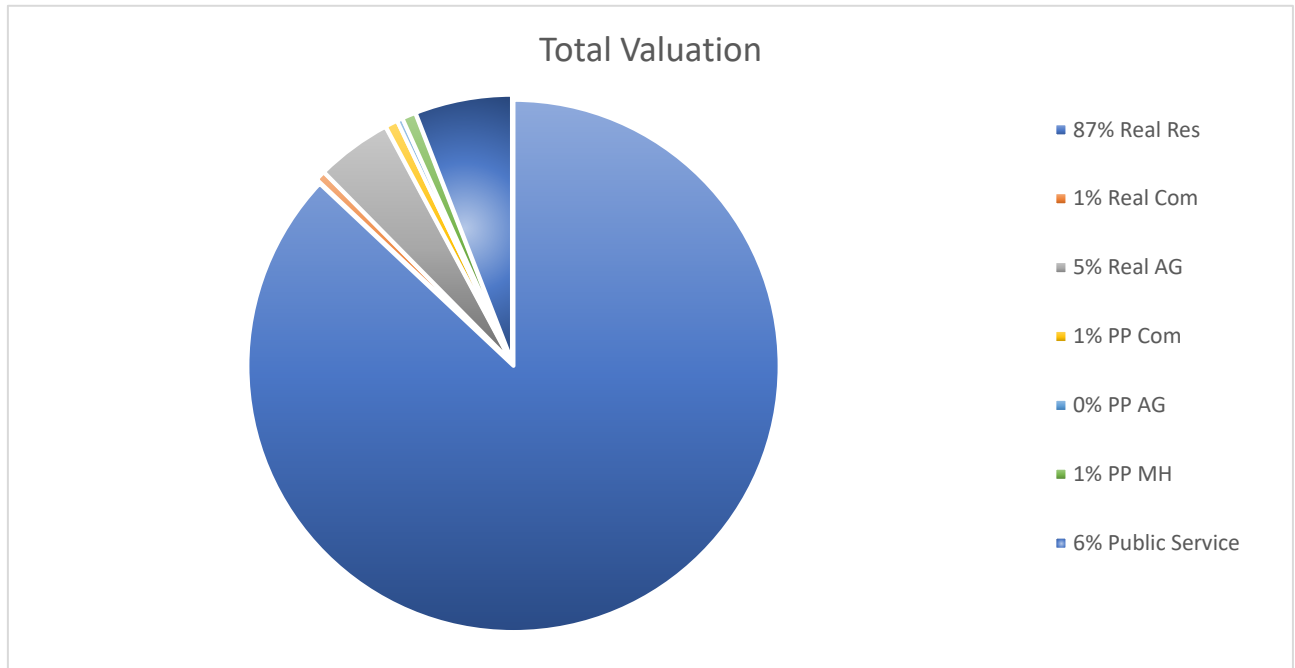
TIF Increment Value 0

Retained TIF Value 0

**Net Assessed Value 19,711,985**

**Under Protest 0**

\*Public Service Protest Values are not included on this report.



**TIF Project Summary**

Description	Expires	Base Value	Increment Value	Retained Inc	Total Value
-------------	---------	------------	-----------------	--------------	-------------

N/A		0	0	0	0
-----	--	---	---	---	---

**Total TIF Valuation: 0 0 0 0**

Real	Count	Value
Residential	456	9,676,403
Commercial	2	3,571
Agricultural	74	1,030,157
<b>Total Real Value</b>	<b>458</b>	<b>10,710,131</b>

Homestead	218	218,000
Veteran	18	530,563
<b>Total Exempt</b>	<b>236</b>	<b>748,563</b>

TIF Increment Value 0

Net Assessed 9,961,568

Under Protest 0 0

Senior Freeze	26	
Capped Parcels	532	

Personal	Count	Value
Commercial	28	123,522
Agricultural	30	100,233
Mfg Home	11	31,165
<b>Total Personal</b>	<b>41</b>	<b>254,920</b>

TIF Increment Value 0

Net Assessed 254,920

Under Protest 0 0

Public Service	Count	Value
<b>Total PS Value</b>	<b>11</b>	<b>1,770,198</b>

TIF Increment Value 0

Net Assessed 1,770,198

**District Totals**

Total Gross Value 12,735,249

Homestead Loss 218,000

Other Exemption Loss 530,563

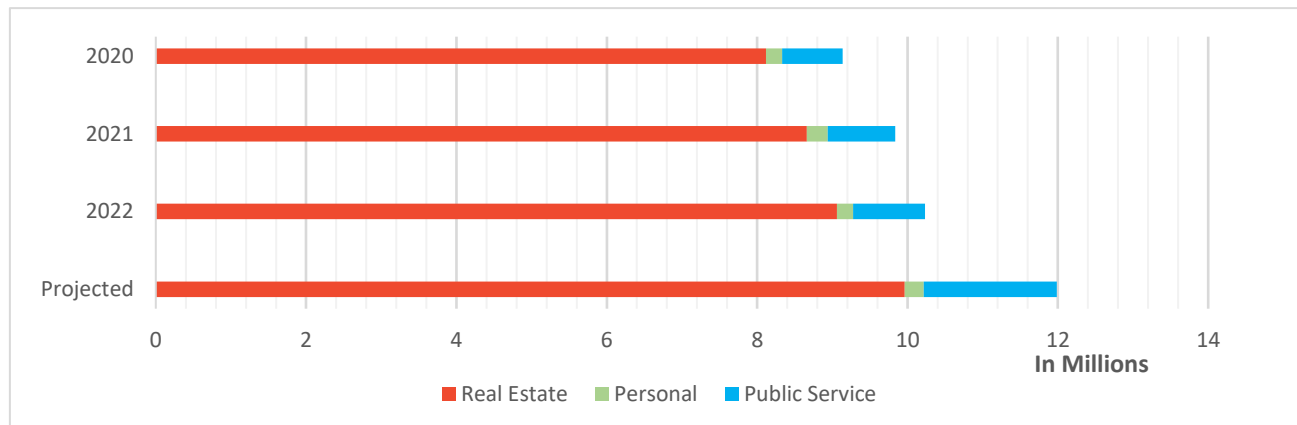
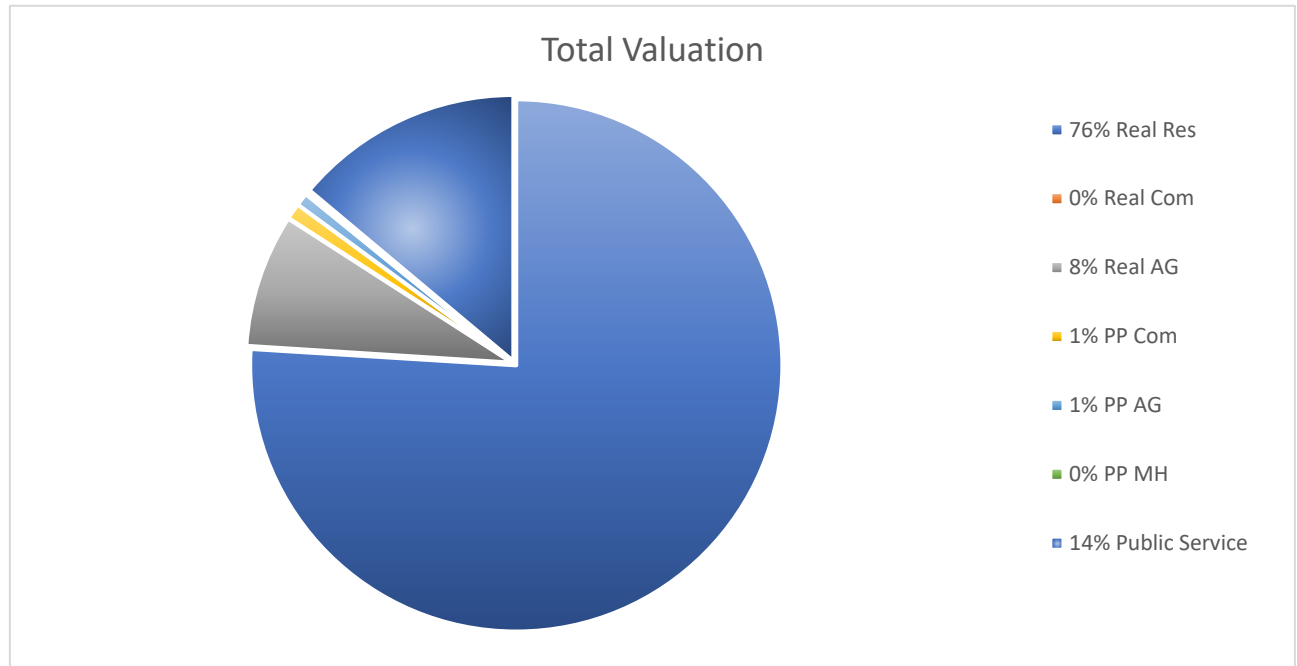
TIF Increment Value 0

Retained TIF Value 0

Net Assessed Value 11,986,686

Under Protest 0

\*Public Service Protest Values are not included on this report.



**TIF Project Summary**

Description	Expires	Base Value	Increment Value	Retained Inc	Total Value
N/A		0	0	0	0
<b>Total TIF Valuation:</b>		<b>0</b>	<b>0</b>	<b>0</b>	<b>0</b>

Real	Count	Value
Residential	7,577	87,613,369
Commercial	288	12,175,198
Agricultural	1,066	8,843,147
<b>Total Real Value</b>	<b>7,865</b>	<b>108,631,714</b>

Homestead	3,088	3,086,964
Veteran	234	3,740,614
<b>Total Exempt</b>	<b>3,322</b>	<b>6,827,578</b>

TIF Increment Value 0

**Net Assessed 101,804,136**

**Under Protest 0 0**

Senior Freeze	421	
Capped Parcels	8,926	

Personal	Count	Value
Commercial	456	3,732,927
Agricultural	233	618,240
Mfg Home	682	2,038,107
<b>Total Personal</b>	<b>915</b>	<b>6,389,274</b>

TIF Increment Value 0

**Net Assessed 6,389,274**

**Under Protest 0 0**

Public Service	Count	Value
<b>Total PS Value</b>	<b>61</b>	<b>11,127,600</b>

TIF Increment Value 0

**Net Assessed 11,127,600**

**District Totals**

Total Gross Value 126,148,588

Homestead Loss 3,086,964

Other Exemption Loss 3,740,614

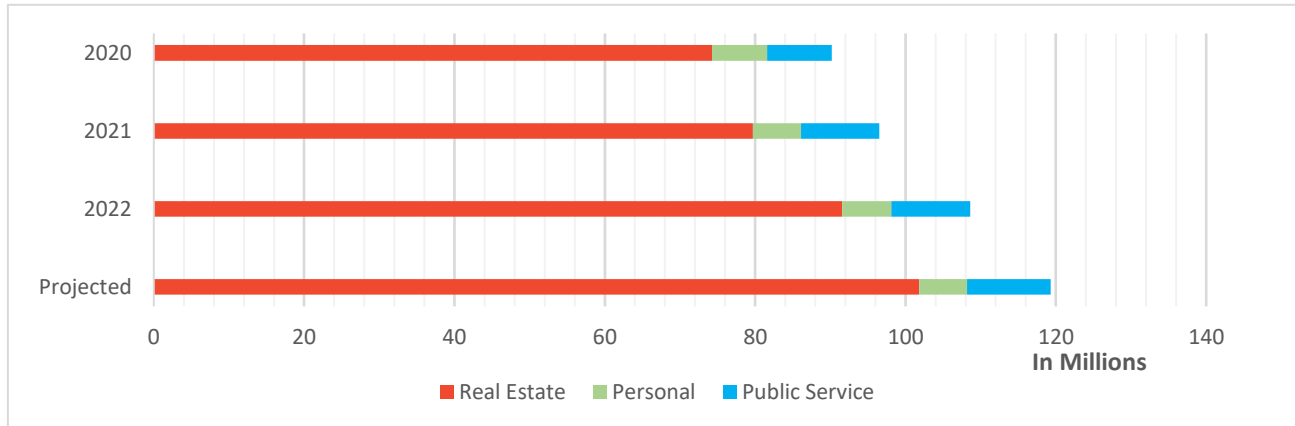
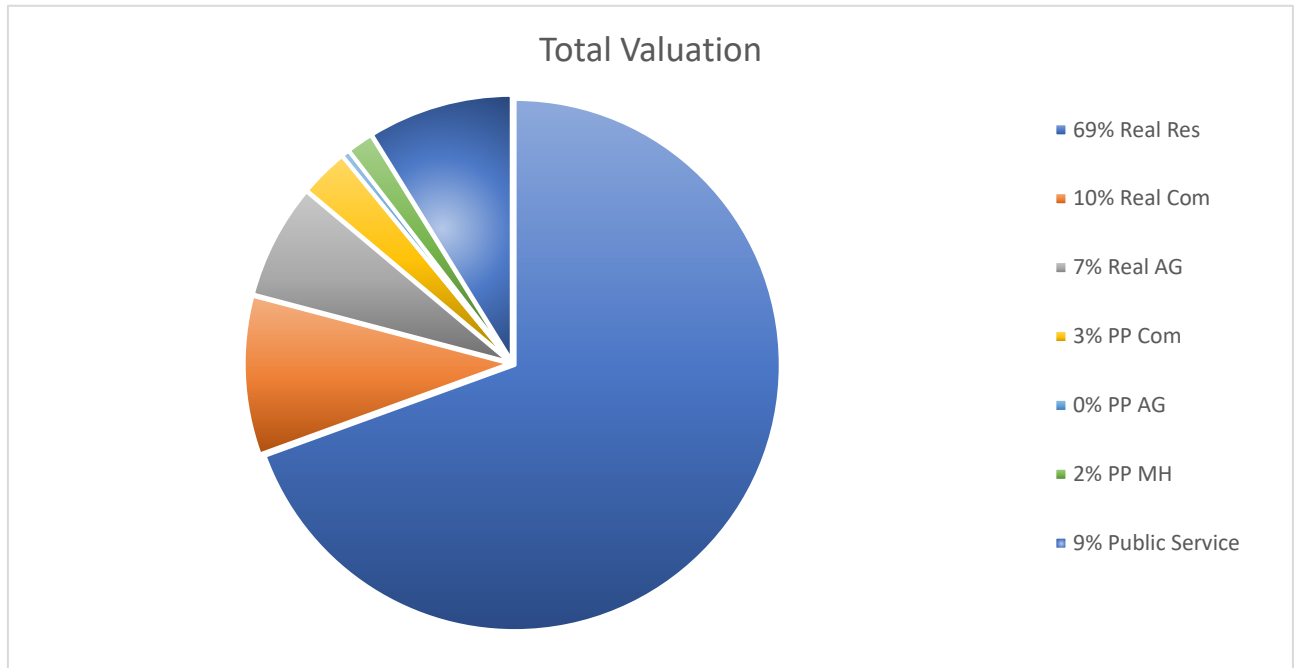
TIF Increment Value 0

Retained TIF Value 0

**Net Assessed Value 119,321,010**

**Under Protest 0**

\*Public Service Protest Values are not included on this report.



**TIF Project Summary**

Description	Expires	Base Value	Increment Value	Retained Inc	Total Value
N/A		0	0	0	0
<b>Total TIF Valuation:</b>		<b>0</b>	<b>0</b>	<b>0</b>	<b>0</b>

Real	Count	Value
Residential	1,095	23,181,539
Commercial	5	371,718
Agricultural	91	1,148,003
<b>Total Real Value</b>	<b>1,100</b>	<b>24,701,260</b>

Homestead	518	518,000
Veteran	58	2,005,940
<b>Total Exempt</b>	<b>576</b>	<b>2,523,940</b>

TIF Increment Value 0

Net Assessed 22,177,320

Under Protest 0 0

Senior Freeze	53	
Capped Parcels	1,189	

Personal	Count	Value
Commercial	35	215,727
Agricultural	37	122,707
Mfg Home	46	167,741
<b>Total Personal</b>	<b>83</b>	<b>506,175</b>

TIF Increment Value 0

Net Assessed 506,175

Under Protest 0 0

Public Service	Count	Value
<b>Total PS Value</b>	<b>18</b>	<b>1,255,945</b>

TIF Increment Value 0

Net Assessed 1,255,945

**District Totals**

Total Gross Value 26,463,380

Homestead Loss 518,000

Other Exemption Loss 2,005,940

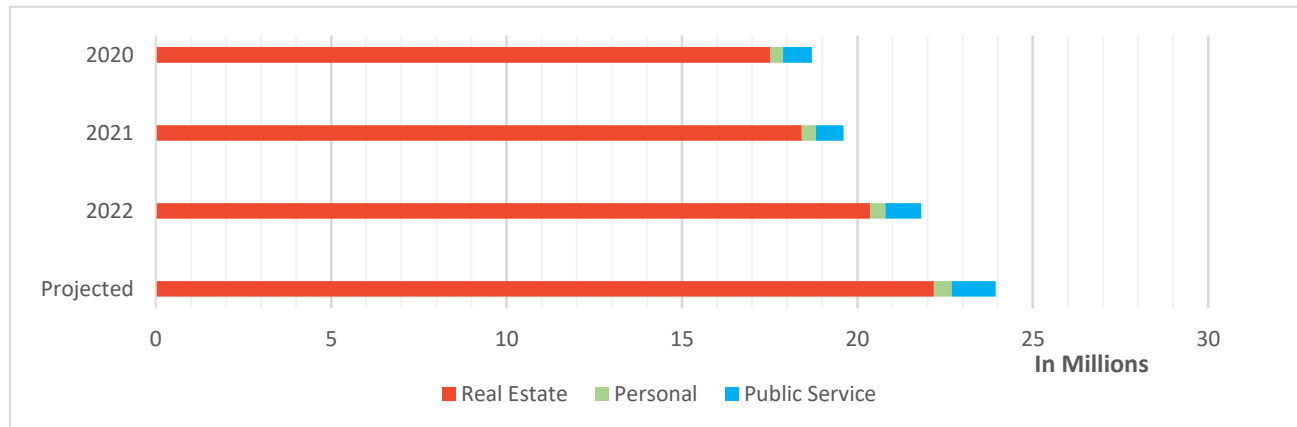
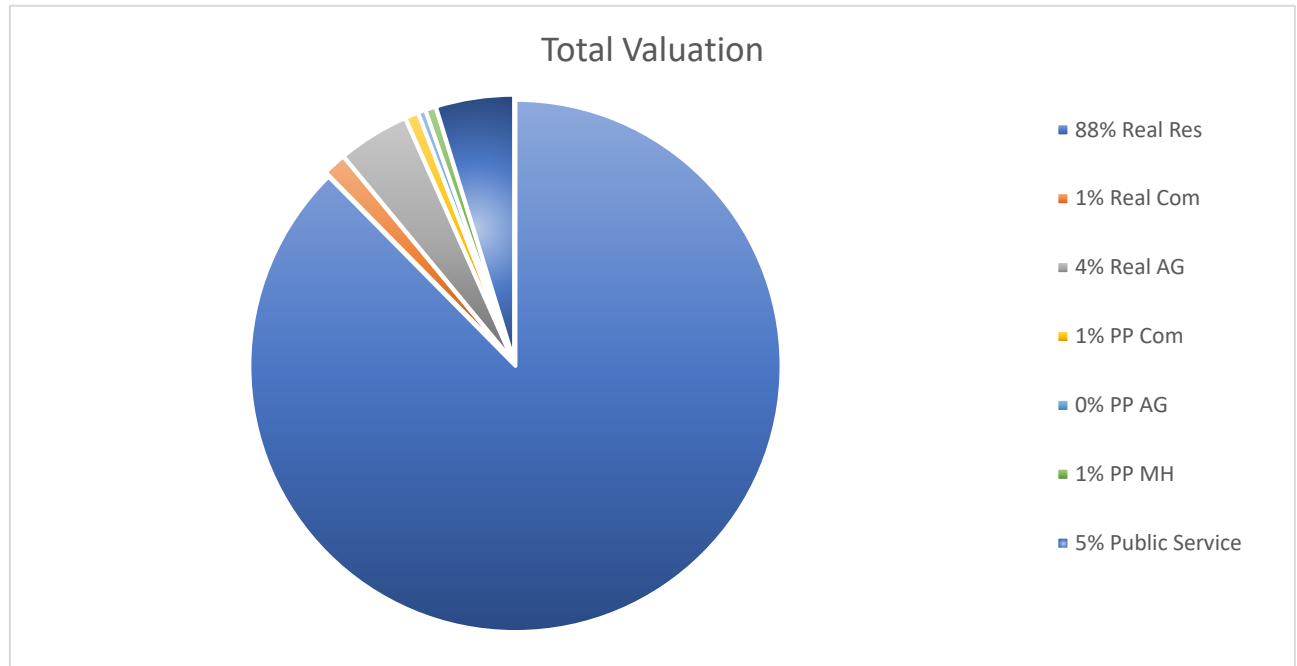
TIF Increment Value 0

Retained TIF Value 0

Net Assessed Value 23,939,440

Under Protest 0

\*Public Service Protest Values are not included on this report.



**TIF Project Summary**

Description	Expires	Base Value	Increment Value	Retained Inc	Total Value
N/A		0	0	0	0
<b>Total TIF Valuation:</b>		<b>0</b>	<b>0</b>	<b>0</b>	<b>0</b>

Real	Count	Value
Residential	2,081	17,337,526
Commercial	121	2,833,565
Agricultural	637	7,394,409
<b>Total Real Value</b>	<b>2,202</b>	<b>27,565,500</b>

Homestead	957	955,012
Veteran	80	1,142,749
<b>Total Exempt</b>	<b>1,037</b>	<b>2,097,761</b>

TIF Increment Value 0

**Net Assessed 25,467,739**

**Under Protest 0 0**

Senior Freeze	170	
Capped Parcels	3,034	

Personal	Count	Value
Commercial	161	1,090,444
Agricultural	183	512,803
Mfg Home	312	871,554
<b>Total Personal</b>	<b>495</b>	<b>2,474,801</b>

TIF Increment Value 0

**Net Assessed 2,474,801**

**Under Protest 0 0**

Public Service	Count	Value
<b>Total PS Value</b>	<b>29</b>	<b>3,404,707</b>

TIF Increment Value 0

**Net Assessed 3,404,707**

**District Totals**

Total Gross Value 33,445,008

Homestead Loss 955,012

Other Exemption Loss 1,142,749

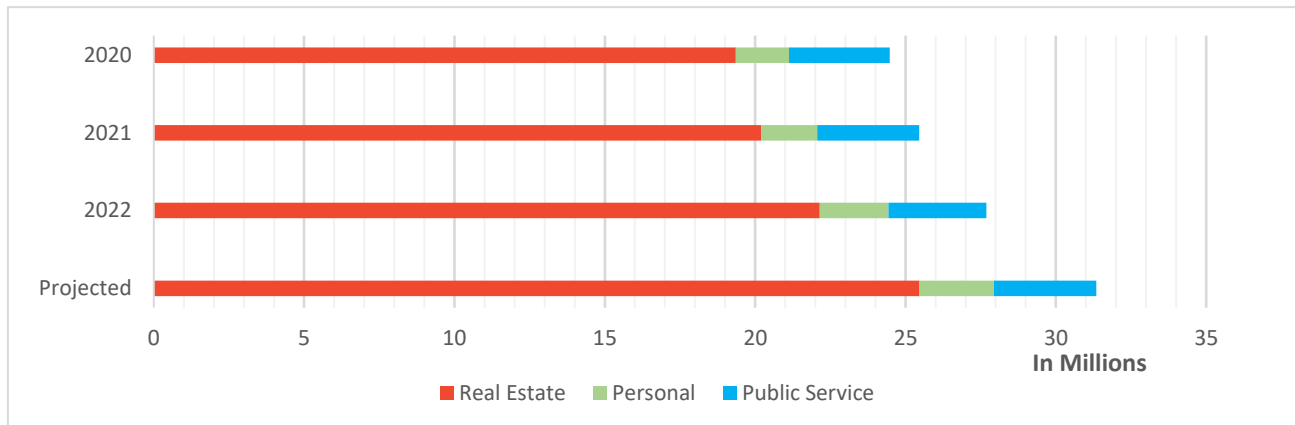
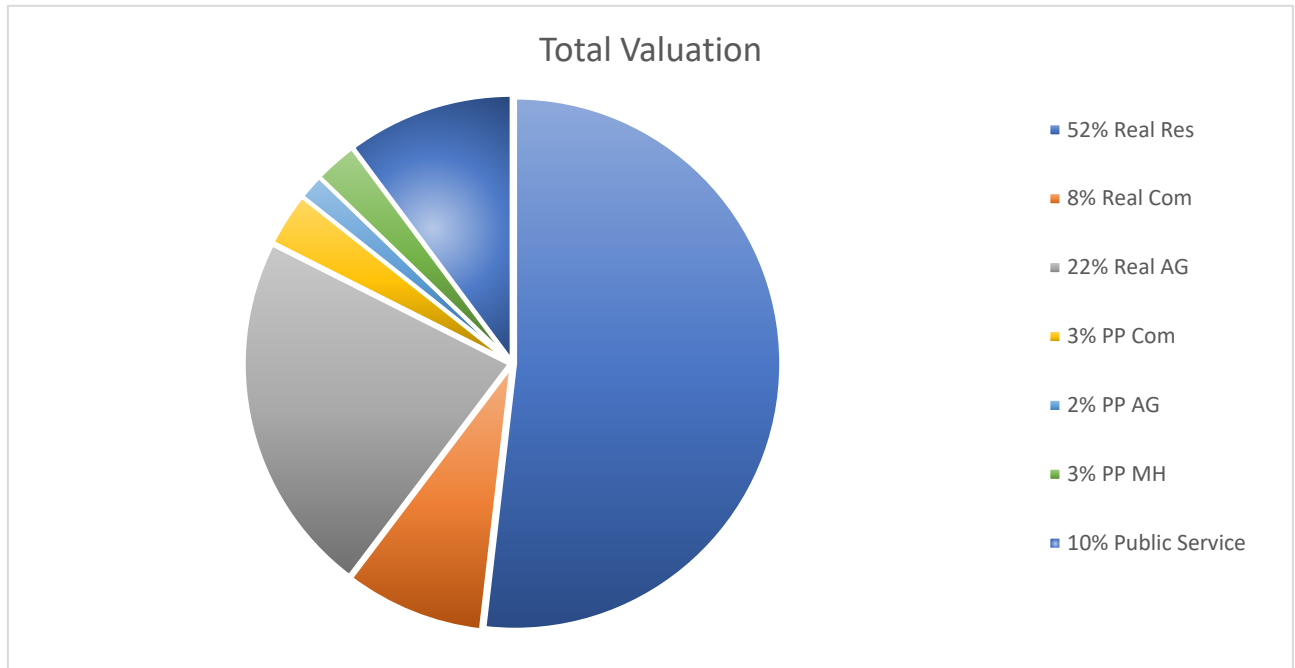
TIF Increment Value 0

Retained TIF Value 0

**Net Assessed Value 31,347,247**

**Under Protest 0**

\*Public Service Protest Values are not included on this report.



**TIF Project Summary**

Description	Expires	Base Value	Increment Value	Retained Inc	Total Value
N/A		0	0	0	0
<b>Total TIF Valuation:</b>		<b>0</b>	<b>0</b>	<b>0</b>	<b>0</b>

Real	Count	Value
Residential	290	7,385,659
Commercial	0	0
Agricultural	12	588,630
<b>Total Real Value</b>	<b>290</b>	<b>7,974,289</b>

Homestead	71	71,000
Veteran	7	309,069
<b>Total Exempt</b>	<b>78</b>	<b>380,069</b>

TIF Increment Value 0

**Net Assessed 7,594,220**

**Under Protest 0 0**

Senior Freeze	5	
Capped Parcels	302	

Personal	Count	Value
Commercial	9	40,093
Agricultural	3	3,922
Mfg Home	1	1,380
<b>Total Personal</b>	<b>4</b>	<b>45,395</b>

TIF Increment Value 0

**Net Assessed 45,395**

**Under Protest 0 0**

Public Service	Count	Value
<b>Total PS Value</b>	<b>7</b>	<b>164,975</b>

TIF Increment Value 0

**Net Assessed 164,975**

**District Totals**

Total Gross Value 8,184,659

Homestead Loss 71,000

Other Exemption Loss 309,069

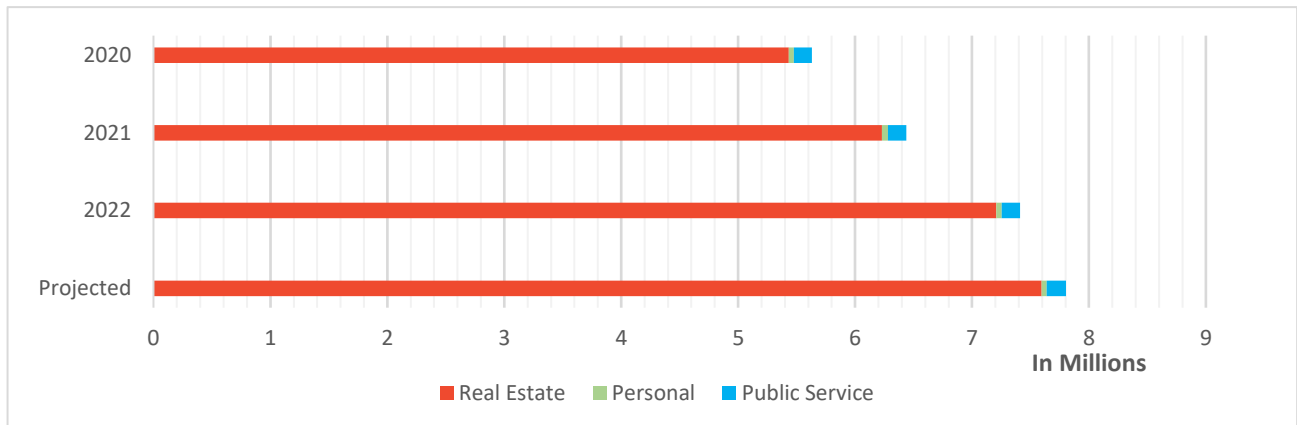
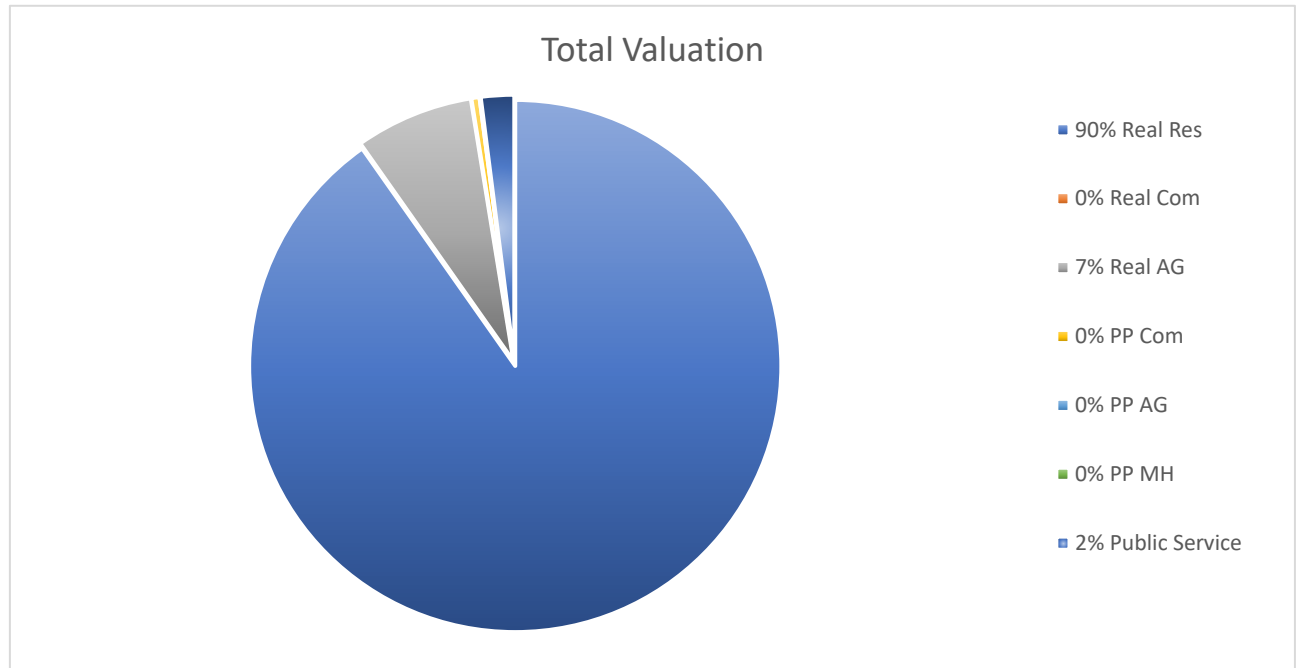
TIF Increment Value 0

**Retained TIF Value 0**

**Net Assessed Value 7,804,590**

**Under Protest 0**

\*Public Service Protest Values are not included on this report.



**TIF Project Summary**

Description	Expires	Base Value	Increment Value	Retained Inc	Total Value
N/A		0	0	0	0
<b>Total TIF Valuation:</b>		<b>0</b>	<b>0</b>	<b>0</b>	<b>0</b>



Real	Count	Value
Residential	3,576	30,943,734
Commercial	35	1,206,984
Agricultural	293	1,879,584
<b>Total Real Value</b>	<b>3,611</b>	<b>34,030,302</b>
Homestead	1,297	1,293,958
Veteran	132	2,364,349
<b>Total Exempt</b>	<b>1,429</b>	<b>3,658,307</b>

TIF Increment Value 0

**Net Assessed 30,371,995**

**Under Protest 0 0**

Senior Freeze 162  
Capped Parcels 3,900

Personal	Count	Value
Commercial	154	1,211,638
Agricultural	97	175,116
Mfg Home	253	772,697
<b>Total Personal</b>	<b>350</b>	<b>2,159,451</b>

TIF Increment Value 0

**Net Assessed 2,159,451**

**Under Protest 0 0**

Public Service	Count	Value
<b>Total PS Value</b>	<b>38</b>	<b>3,530,263</b>

TIF Increment Value 0

**Net Assessed 3,530,263**

**District Totals**

Total Gross Value 39,720,016

Homestead Loss 1,293,958

Other Exemption Loss 2,364,349

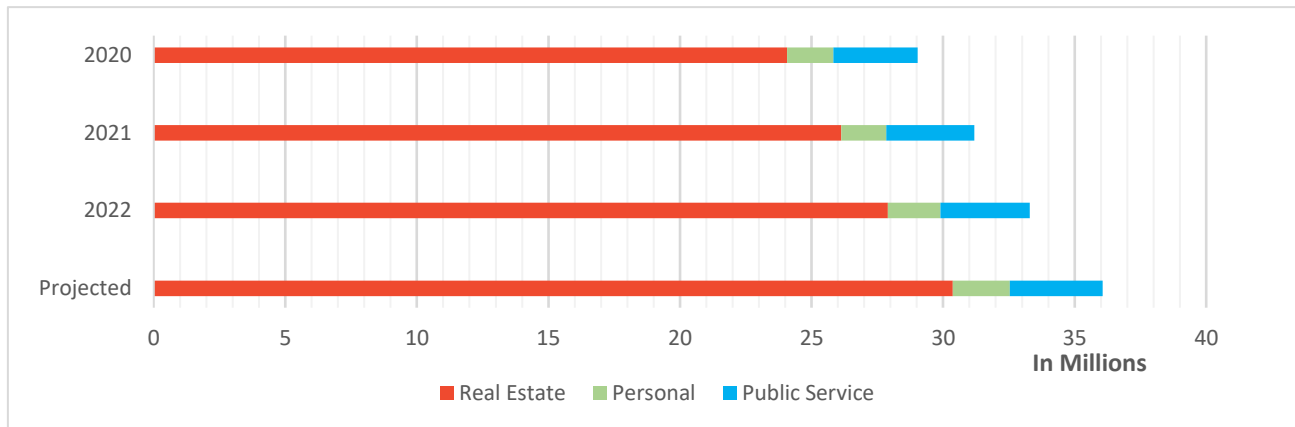
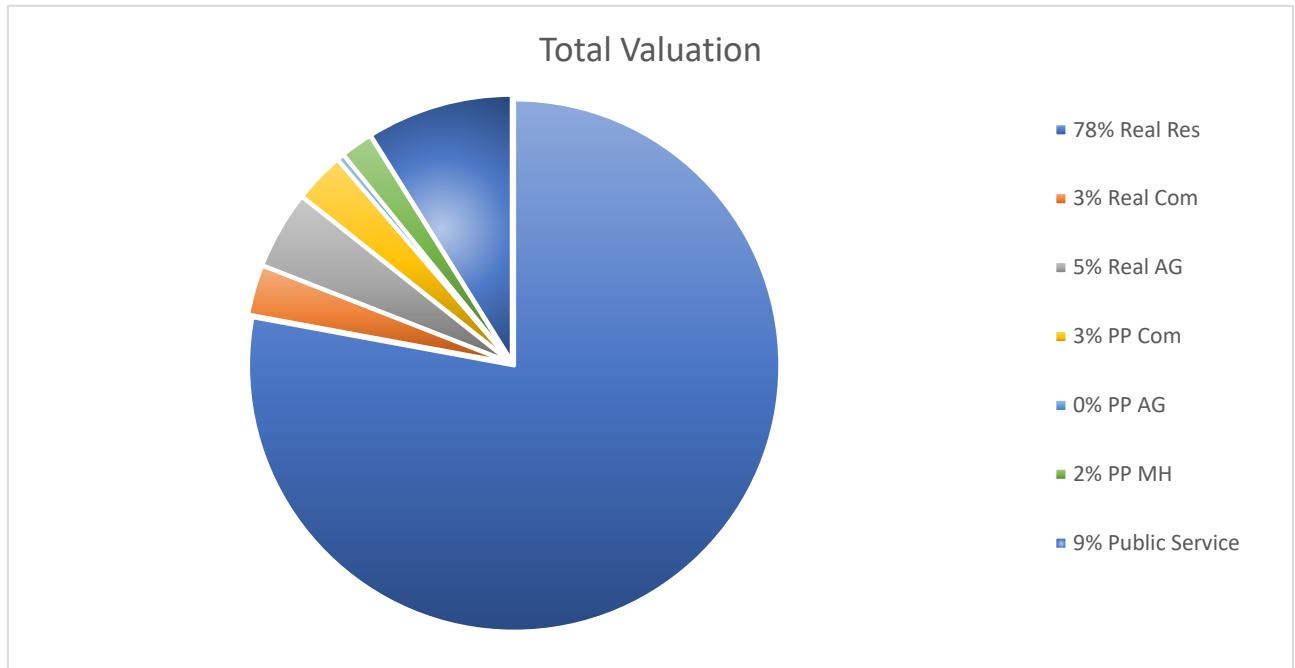
TIF Increment Value 0

Retained TIF Value 0

**Net Assessed Value 36,061,709**

**Under Protest 0**

\*Public Service Protest Values are not included on this report.



**TIF Project Summary**

Description	Expires	Base Value	Increment Value	Retained Inc	Total Value
N/A		0	0	0	0
<b>Total TIF Valuation:</b>		<b>0</b>	<b>0</b>	<b>0</b>	<b>0</b>

Real	Count	Value
Residential	39,433	842,241,457
Commercial	2,556	365,704,329
Agricultural	54	496,883
<b>Total Real Value</b>	<b>41,989</b>	<b>1,208,442,669</b>

Homestead	15,661	15,661,214
Veteran	794	20,127,296
<b>Total Exempt</b>	<b>16,455</b>	<b>35,788,510</b>

**TIF Increment Value 10,889,617**

**Net Assessed 1,161,764,542**

**Under Protest 0 0**

Senior Freeze	1,884
Capped Parcels	41,987

Personal	Count	Value
Commercial	3,189	86,941,876
Agricultural	43	84,787
Mfg Home	623	2,181,224
<b>Total Personal</b>	<b>666</b>	<b>89,207,887</b>

**TIF Increment Value 862,201**

**Net Assessed 88,345,686**

**Under Protest 0 0**

Public Service	Count	Value
<b>Total PS Value</b>	<b>83</b>	<b>34,773,665</b>

**TIF Increment Value 0**

**Net Assessed 34,773,665**

**District Totals**

Total Gross Value 1,332,424,221

Homestead Loss 15,661,214

Other Exemption Loss 20,127,296

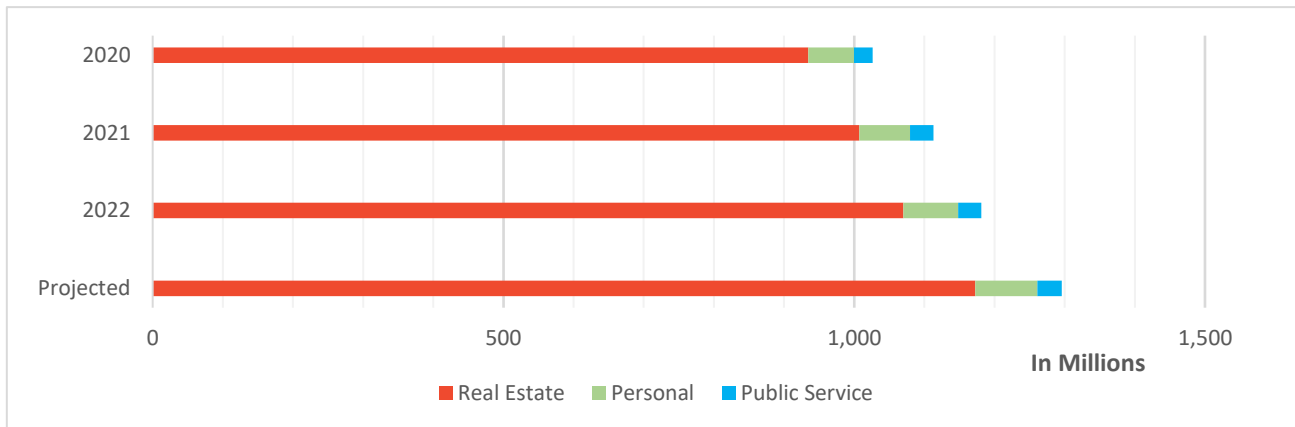
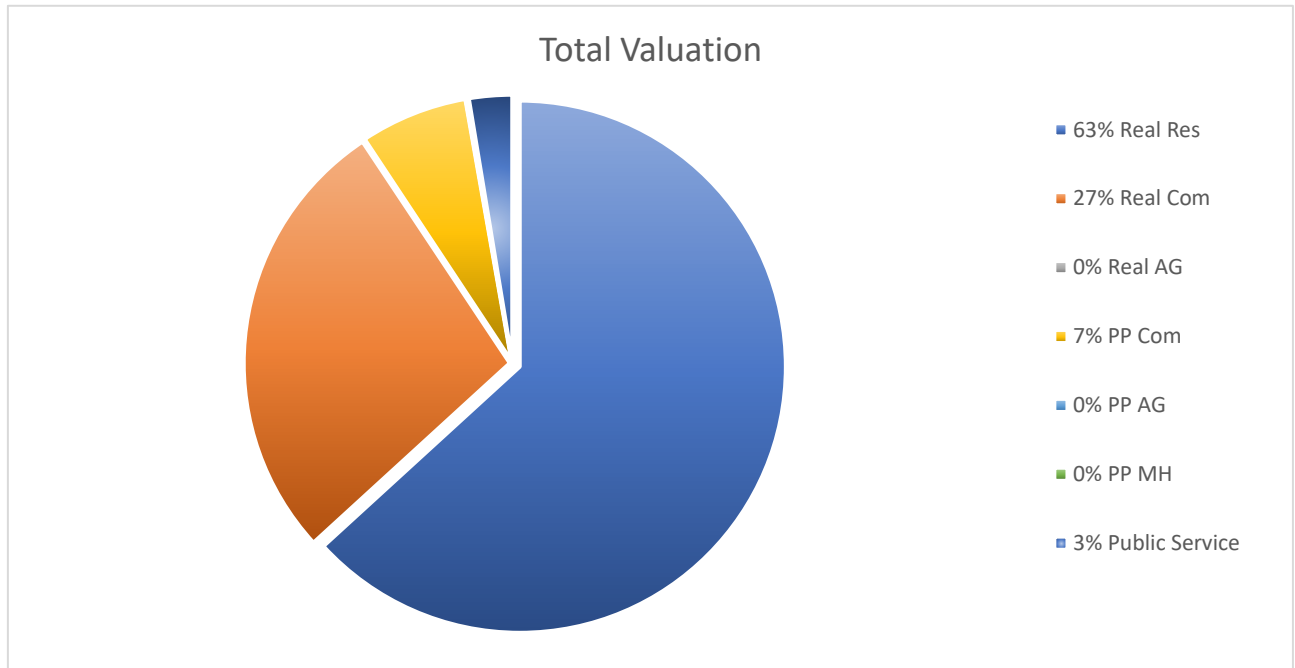
**TIF Increment Value 11,751,818**

**Retained TIF Value 0**

**Net Assessed Value 1,284,883,893**

**Under Protest 0**

\*Public Service Protest Values are not included on this report.



**TIF Project Summary**

Description	Expires	Base Value	Increment Value	Retained Inc	Total Value
TIF-3 (Center City)	2042	14,857,992	11,751,818	0	26,609,810
<b>Total TIF Valuation:</b>		<b>14,857,992</b>	<b>11,751,818</b>	<b>0</b>	<b>26,609,810</b>

Real	Count	Value
Residential	22,431	423,269,714
Commercial	1,075	121,728,945
Agricultural	5	44,784
<b>Total Real Value</b>	<b>23,506</b>	<b>545,043,443</b>
Homestead	9,433	9,432,463
Veteran	713	16,850,887
<b>Total Exempt</b>	<b>10,146</b>	<b>26,283,350</b>

TIF Increment Value 0

Net Assessed 518,760,093

Under Protest 0 0

Senior Freeze 1,337  
Capped Parcels 23,460

Personal	Count	Value
Commercial	1,315	38,133,286
Agricultural	2	2,081
Mfg Home	1	651
<b>Total Personal</b>	<b>3</b>	<b>38,136,018</b>

TIF Increment Value 0

Net Assessed 38,136,018

Under Protest 0 0

Public Service	Count	Value
<b>Total PS Value</b>	<b>22</b>	<b>11,548,943</b>

TIF Increment Value 0

Net Assessed 11,548,943

**District Totals**

Total Gross Value 594,728,404

Homestead Loss 9,432,463

Other Exemption Loss 16,850,887

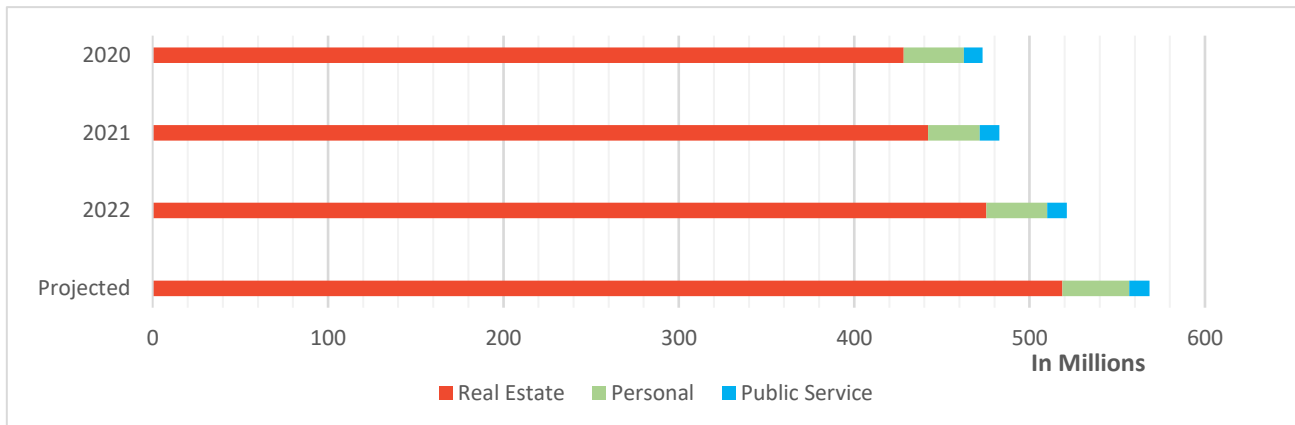
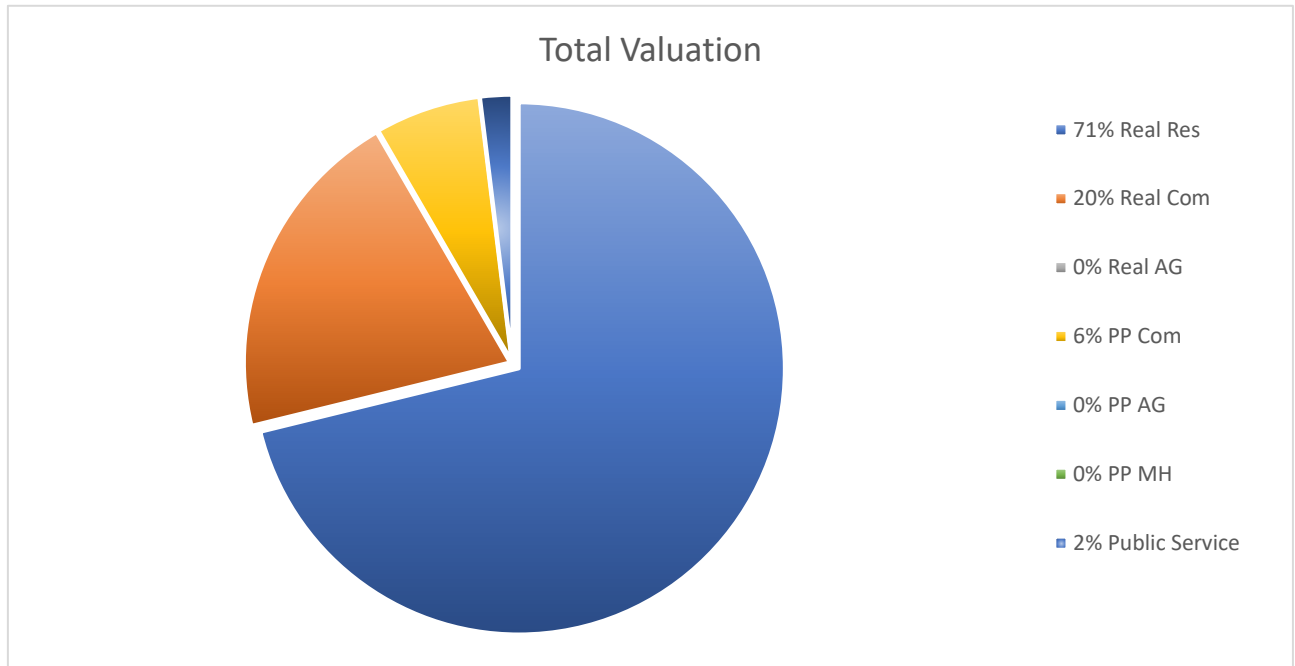
TIF Increment Value 0

Retained TIF Value 0

Net Assessed Value 568,445,054

Under Protest 0

\*Public Service Protest Values are not included on this report.



**TIF Project Summary**

Description	Expires	Base Value	Increment Value	Retained Inc	Total Value
N/A		0	0	0	0
<b>Total TIF Valuation:</b>		<b>0</b>	<b>0</b>	<b>0</b>	<b>0</b>

Real	Count	Value
Residential	831	6,183,128
Commercial	85	1,793,210
Agricultural	6	1,536
<b>Total Real Value</b>	<b>916</b>	<b>7,977,874</b>
Homestead	266	264,418
Veteran	20	203,726
<b>Total Exempt</b>	<b>286</b>	<b>468,144</b>

TIF Increment Value 0

Net Assessed 7,509,730

Under Protest 0 0

Senior Freeze 70  
Capped Parcels 918

Personal	Count	Value
Commercial	77	372,648
Agricultural	3	13,162
Mfg Home	138	370,438
<b>Total Personal</b>	<b>141</b>	<b>756,248</b>

TIF Increment Value 0

Net Assessed 756,248

Under Protest 0 0

Public Service	Count	Value
<b>Total PS Value</b>	<b>10</b>	<b>169,003</b>

TIF Increment Value 0

Net Assessed 169,003

**District Totals**

Total Gross Value 8,903,125

Homestead Loss 264,418

Other Exemption Loss 203,726

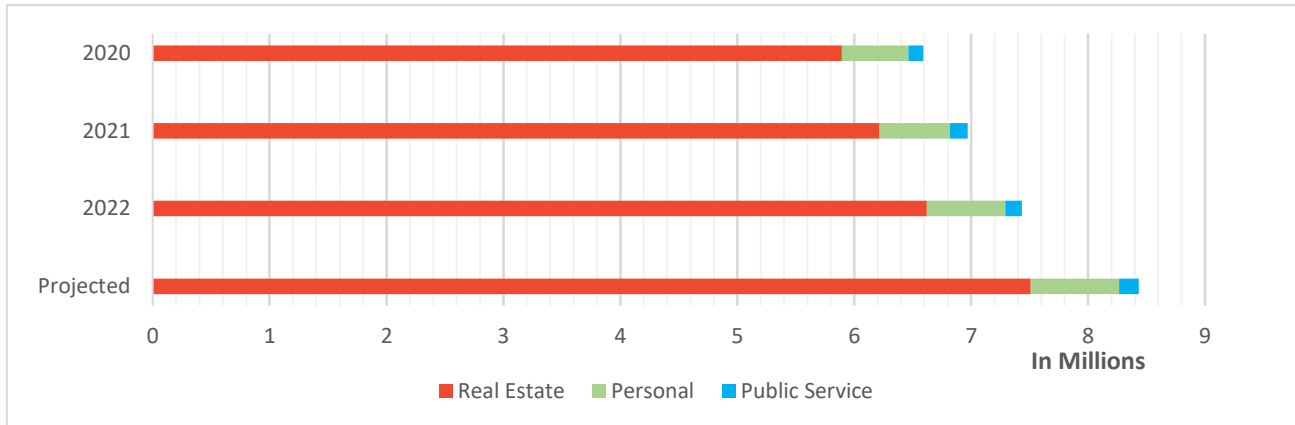
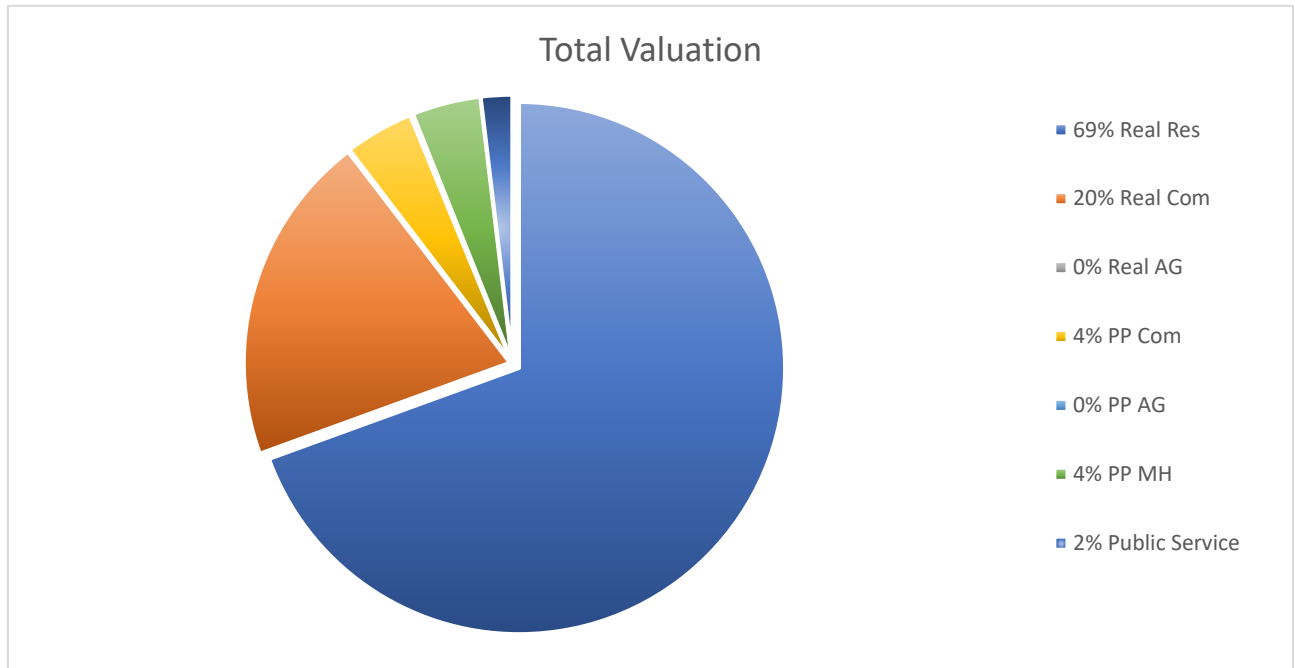
TIF Increment Value 0

Retained TIF Value 0

Net Assessed Value 8,434,981

Under Protest 0

\*Public Service Protest Values are not included on this report.



**TIF Project Summary**

Description	Expires	Base Value	Increment Value	Retained Inc	Total Value
N/A		0	0	0	0
<b>Total TIF Valuation:</b>		<b>0</b>	<b>0</b>	<b>0</b>	<b>0</b>

Real	Count	Value
Residential	2,943	41,660,194
Commercial	152	5,258,224
Agricultural	4	32,637
<b>Total Real Value</b>	<b>3,095</b>	<b>46,951,055</b>
Homestead	1,148	1,147,934
Veteran	78	1,325,320
<b>Total Exempt</b>	<b>1,226</b>	<b>2,473,254</b>

TIF Increment Value 0

Net Assessed 44,477,801

Under Protest 0 0

Senior Freeze 158  
Capped Parcels 3,098

Personal	Count	Value
Commercial	169	1,453,425
Agricultural	5	7,231
Mfg Home	80	161,858
<b>Total Personal</b>	<b>85</b>	<b>1,622,514</b>

TIF Increment Value 0

Net Assessed 1,622,514

Under Protest 0 0

Public Service	Count	Value
<b>Total PS Value</b>	<b>14</b>	<b>2,310,589</b>

TIF Increment Value 0

Net Assessed 2,310,589

**District Totals**

Total Gross Value 50,884,158

Homestead Loss 1,147,934

Other Exemption Loss 1,325,320

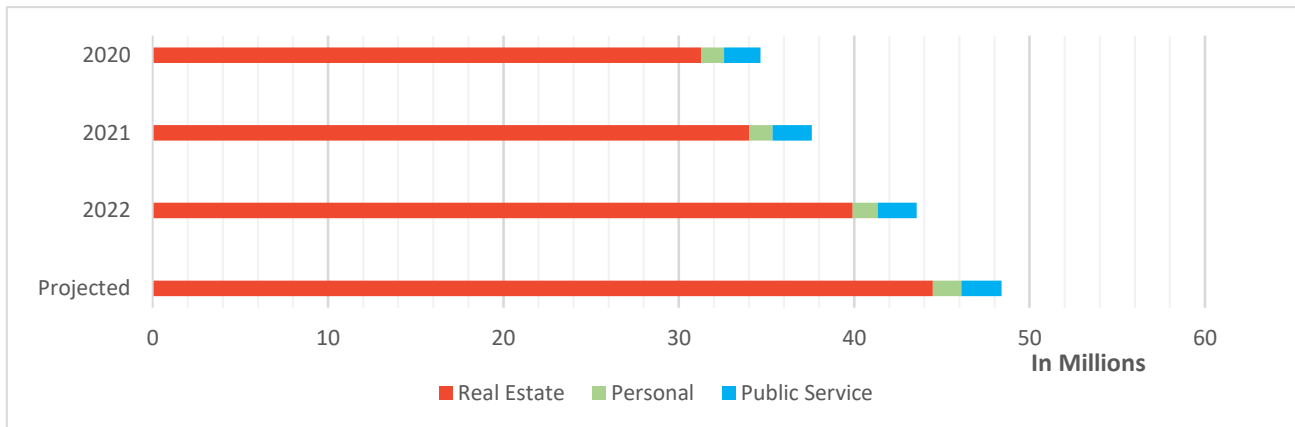
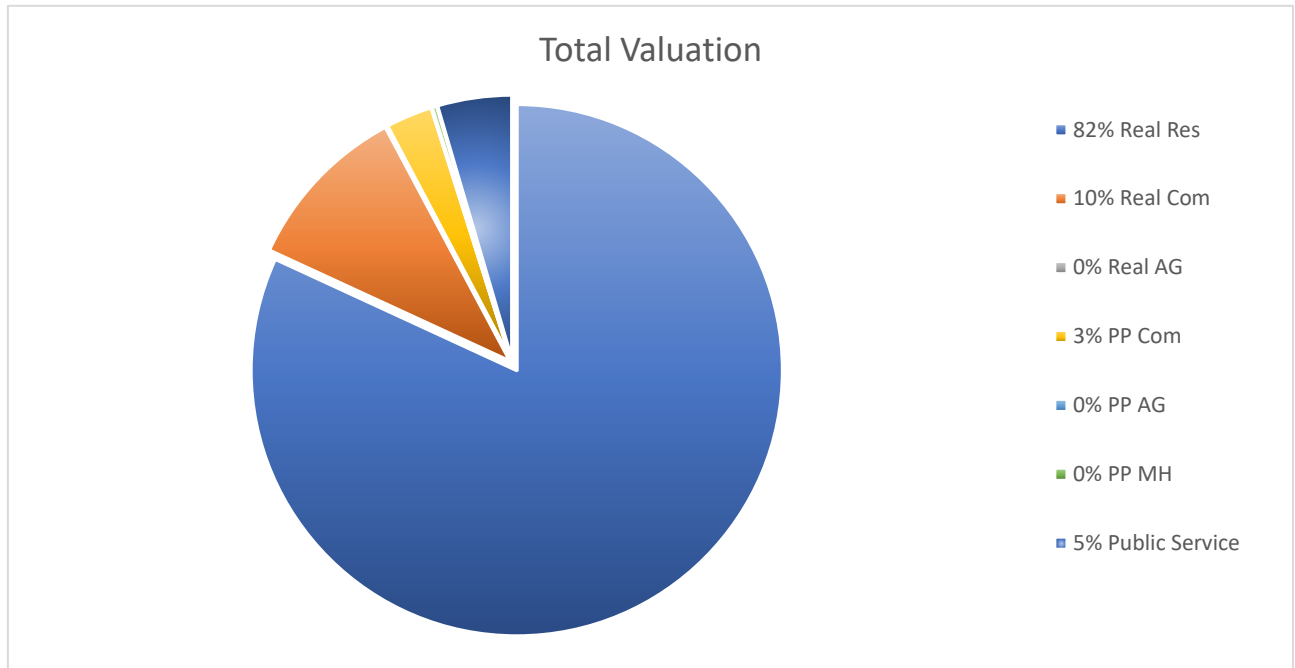
TIF Increment Value 0

Retained TIF Value 0

Net Assessed Value 48,410,904

Under Protest 0

\*Public Service Protest Values are not included on this report.



**TIF Project Summary**

Description	Expires	Base Value	Increment Value	Retained Inc	Total Value
N/A		0	0	0	0
<b>Total TIF Valuation:</b>		<b>0</b>	<b>0</b>	<b>0</b>	<b>0</b>

Real	Count	Value
Residential	25,023	606,942,974
Commercial	826	134,236,524
Agricultural	47	677,334
<b>Total Real Value</b>	<b>25,849</b>	<b>741,856,832</b>

Homestead	12,308	12,308,000
Veteran	924	25,769,114
<b>Total Exempt</b>	<b>13,232</b>	<b>38,077,114</b>

TIF Increment Value 0

**Net Assessed 703,779,718**

**Under Protest 0 0**

Senior Freeze	1,502	
Capped Parcels	25,846	

Personal	Count	Value
Commercial	1,238	81,769,652
Agricultural	42	98,412
Mfg Home	512	1,987,575
<b>Total Personal</b>	<b>554</b>	<b>83,855,639</b>

TIF Increment Value 0

**Net Assessed 83,855,639**

**Under Protest 0 0**

Public Service	Count	Value
<b>Total PS Value</b>	<b>54</b>	<b>18,823,977</b>

TIF Increment Value 0

**Net Assessed 18,823,977**

**District Totals**

Total Gross Value 844,536,448

Homestead Loss 12,308,000

Other Exemption Loss 25,769,114

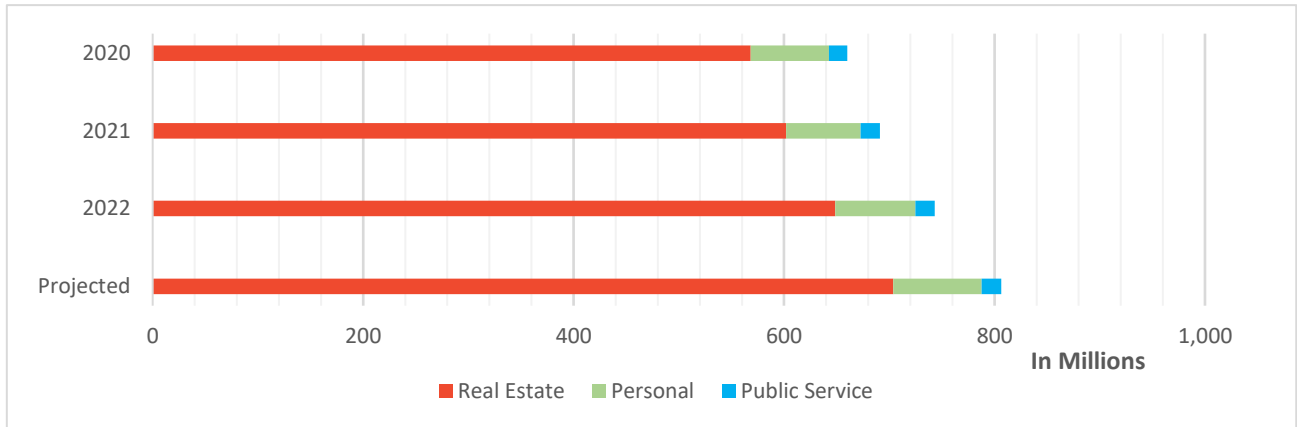
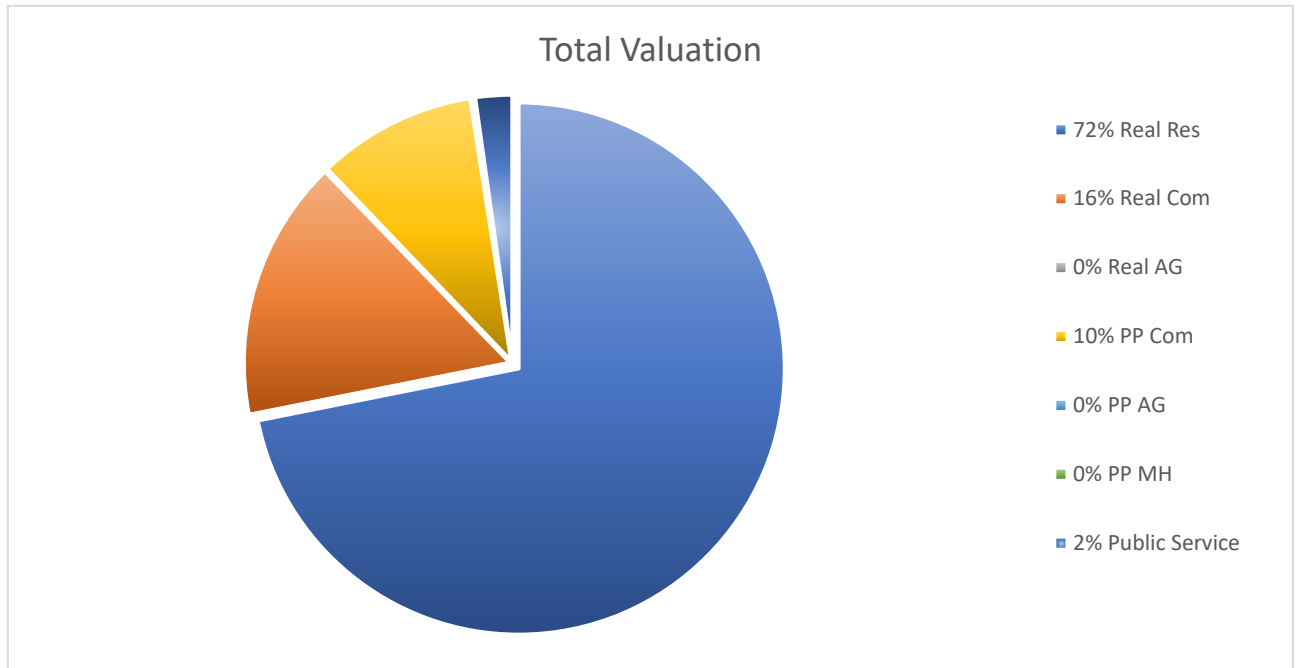
TIF Increment Value 0

**Retained TIF Value 0**

**Net Assessed Value 806,459,334**

**Under Protest 0**

\*Public Service Protest Values are not included on this report.



**TIF Project Summary**

Description	Expires	Base Value	Increment Value	Retained Inc	Total Value
N/A		0	0	0	0

**Total TIF Valuation: 0 0 0 0**

Real	Count	Value
Residential	22	694,036
Commercial	0	0
Agricultural	0	0
<b>Total Real Value</b>	<b>22</b>	<b>694,036</b>

Homestead	13	13,000
Veteran	0	0
<b>Total Exempt</b>	<b>13</b>	<b>13,000</b>

TIF Increment Value 0

**Net Assessed 681,036**

**Under Protest 0 0**

Senior Freeze	0	
Capped Parcels	22	

Personal	Count	Value
Commercial	1	84
Agricultural	0	0
Mfg Home	0	0
<b>Total Personal</b>	<b>0</b>	<b>84</b>

TIF Increment Value 0

**Net Assessed 84**

**Under Protest 0 0**

Public Service	Count	Value
<b>Total PS Value</b>	<b>2</b>	<b>6,423</b>

TIF Increment Value 0

**Net Assessed 6,423**

**District Totals**

Total Gross Value 700,543

Homestead Loss 13,000

Other Exemption Loss 0

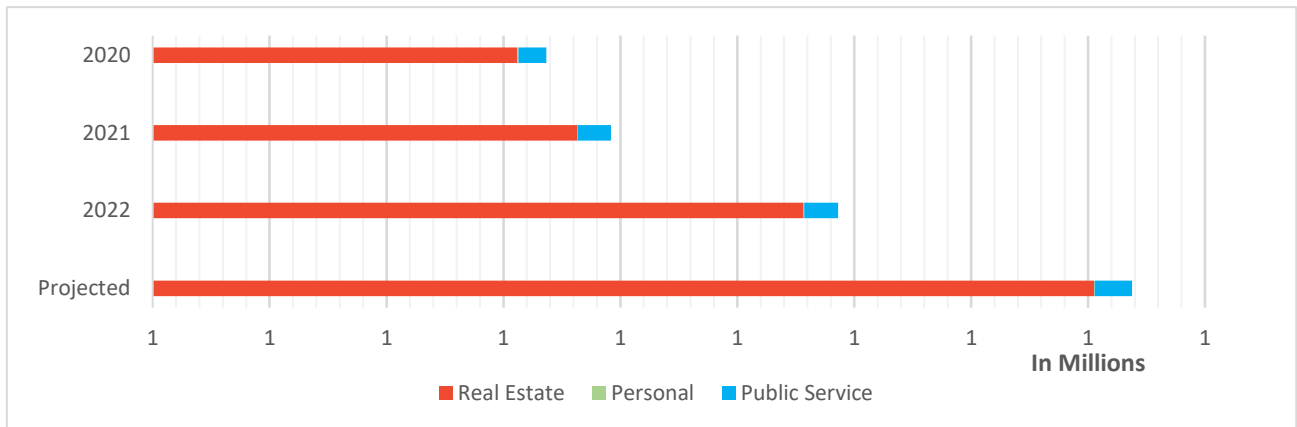
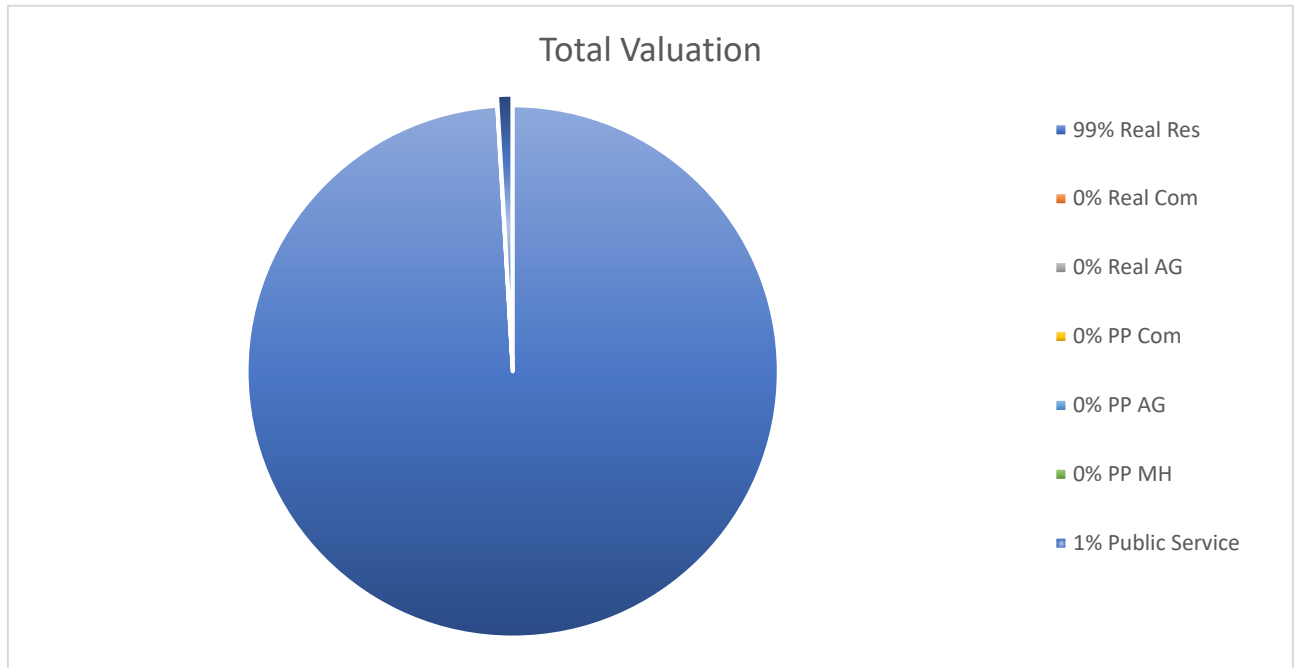
TIF Increment Value 0

Retained TIF Value 0

**Net Assessed Value 687,543**

**Under Protest 0**

\*Public Service Protest Values are not included on this report.



**TIF Project Summary**

Description	Expires	Base Value	Increment Value	Retained Inc	Total Value
N/A		0	0	0	0

**Total TIF Valuation: 0 0 0 0**

Real	Count	Value
Residential	87,683	1,917,327,247
Commercial	4,557	627,052,315
Agricultural	1,062	12,385,933
<b>Total Real Value</b>	<b>92,240</b>	<b>2,556,765,495</b>

Homestead	38,213	38,212,943
Veteran	2,468	64,539,695
<b>Total Exempt</b>	<b>40,681</b>	<b>102,752,638</b>

**TIF Increment Value 10,889,617**

**Net Assessed 2,443,123,240**

**Under Protest 0 0**

Senior Freeze	4,790
Capped Parcels	93,148

Personal	Count	Value
Commercial	5,919	213,536,034
Agricultural	341	1,083,100
Mfg Home	1,267	4,565,933
<b>Total Personal</b>	<b>1,608</b>	<b>219,185,067</b>

**TIF Increment Value 862,201**

**Net Assessed 218,322,866**

**Under Protest 0 0**

Public Service	Count	Value
<b>Total PS Value</b>	<b>130</b>	<b>62,246,773</b>

**TIF Increment Value 0**

**Net Assessed 62,246,773**

**District Totals**

Total Gross Value 2,838,197,335

Homestead Loss 38,212,943

Other Exemption Loss 64,539,695

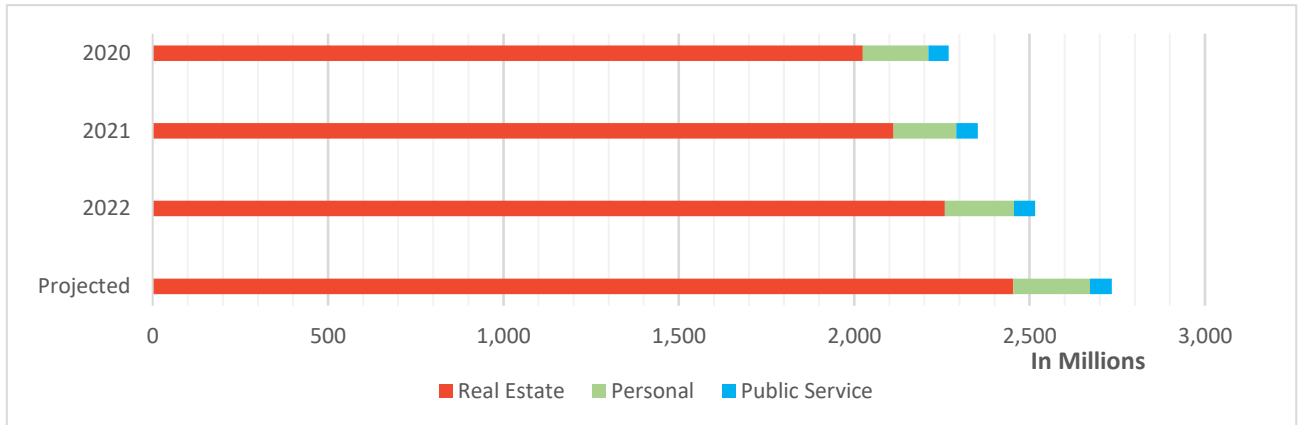
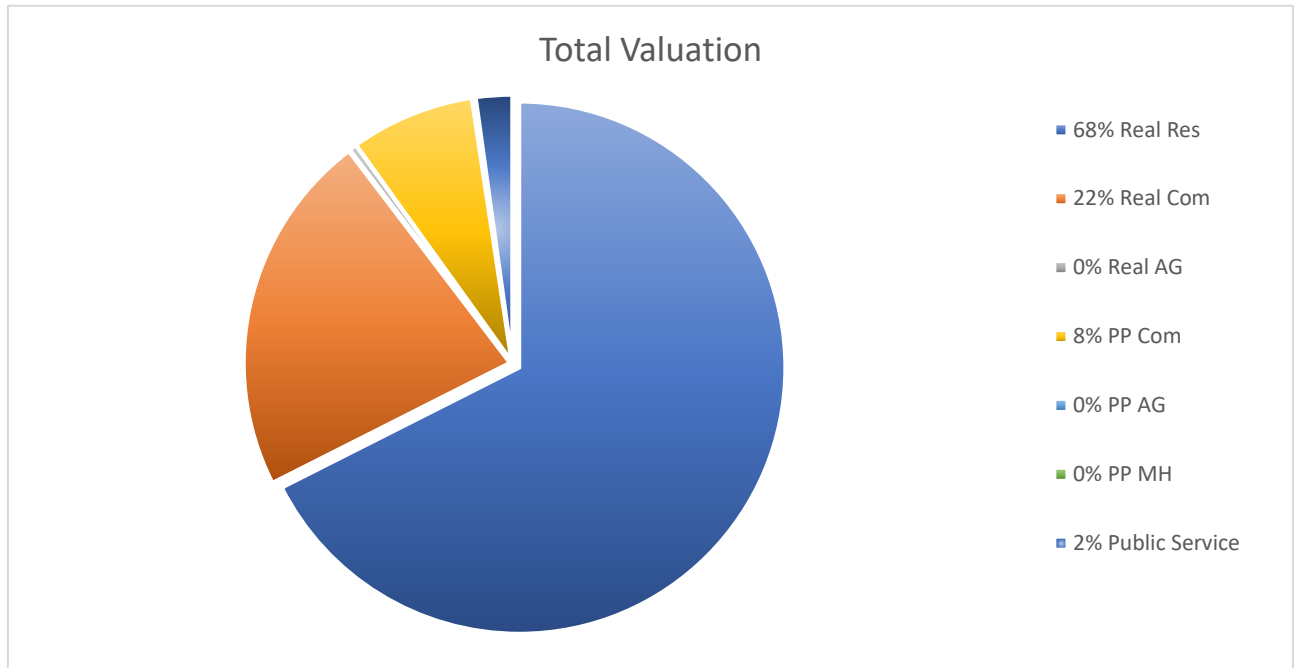
**TIF Increment Value 11,751,818**

**Retained TIF Value 0**

**Net Assessed Value 2,723,692,879**

**Under Protest 0**

\*Public Service Protest Values are not included on this report.



**TIF Project Summary**

Description	Expires	Base Value	Increment Value	Retained Inc	Total Value
TIF-3 (Center City)	2042	14,857,992	11,751,818	0	26,609,810
<b>Total TIF Valuation:</b>		<b>14,857,992</b>	<b>11,751,818</b>	<b>0</b>	<b>26,609,810</b>



Real	Count	Value
Residential	1,317	18,785,087
Commercial	4	128,381
Agricultural	98	988,529
<b>Total Real Value</b>	<b>1,321</b>	<b>19,901,997</b>

Homestead	605	605,797
Veteran	61	1,272,096
<b>Total Exempt</b>	<b>666</b>	<b>1,877,893</b>

TIF Increment Value 0

Net Assessed 18,024,104

Under Protest 0 0

Senior Freeze	80
Capped Parcels	1,417

Personal	Count	Value
Commercial	34	162,720
Agricultural	30	74,476
Mfg Home	54	178,049
<b>Total Personal</b>	<b>84</b>	<b>415,245</b>

TIF Increment Value 0

Net Assessed 415,245

Under Protest 0 0

Public Service	Count	Value
<b>Total PS Value</b>	<b>15</b>	<b>1,272,636</b>

TIF Increment Value 0

Net Assessed 1,272,636

**District Totals**

Total Gross Value 21,589,878

Homestead Loss 605,797

Other Exemption Loss 1,272,096

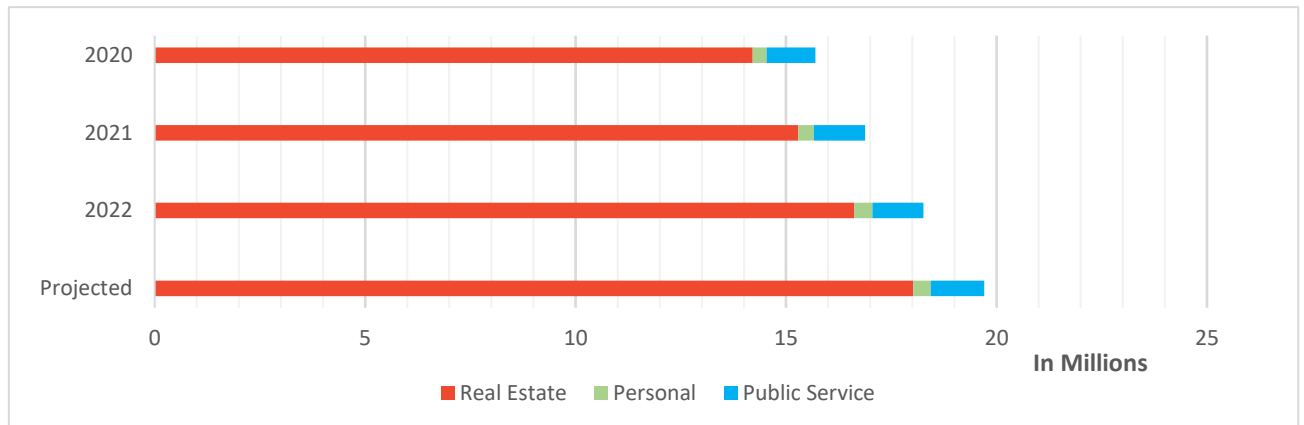
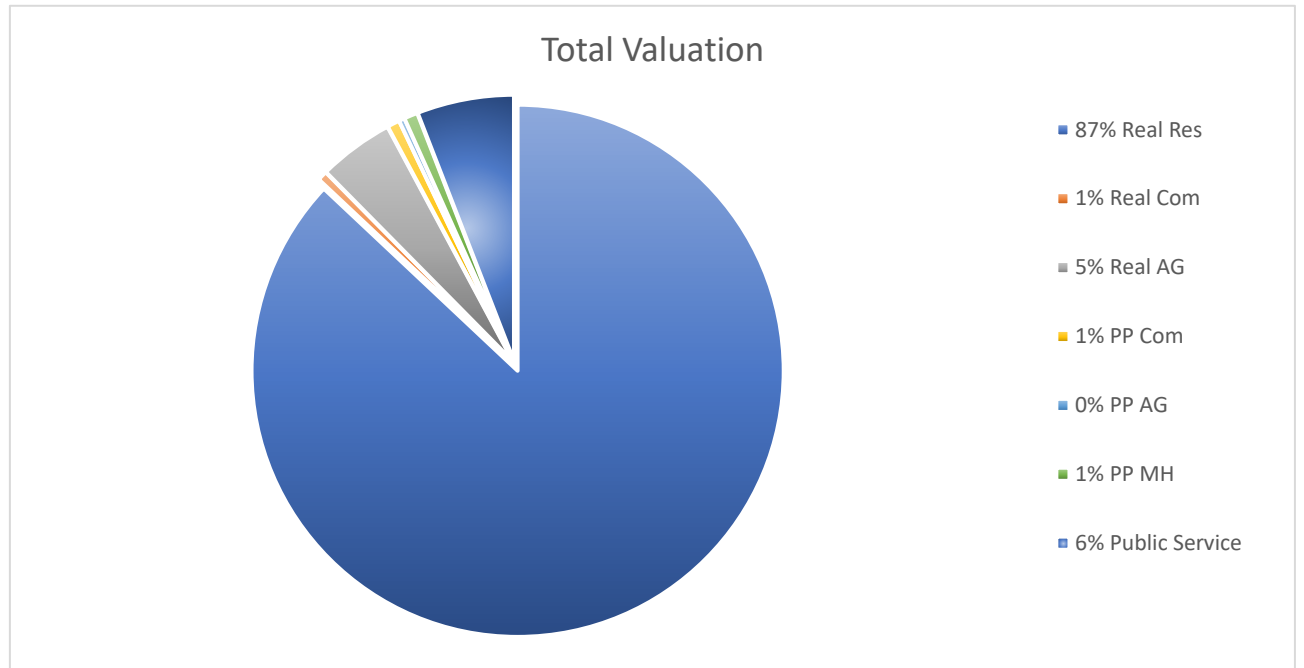
TIF Increment Value 0

Retained TIF Value 0

Net Assessed Value 19,711,985

Under Protest 0

\*Public Service Protest Values are not included on this report.



**TIF Project Summary**

Description	Expires	Base Value	Increment Value	Retained Inc	Total Value
N/A		0	0	0	0
<b>Total TIF Valuation:</b>		<b>0</b>	<b>0</b>	<b>0</b>	<b>0</b>

Real	Count	Value
Residential	290	7,385,659
Commercial	0	0
Agricultural	12	588,630
<b>Total Real Value</b>	<b>290</b>	<b>7,974,289</b>

Homestead	71	71,000
Veteran	7	309,069
<b>Total Exempt</b>	<b>78</b>	<b>380,069</b>

TIF Increment Value 0

**Net Assessed 7,594,220**

**Under Protest 0 0**

Senior Freeze	5	
Capped Parcels	302	

Personal	Count	Value
Commercial	9	40,093
Agricultural	3	3,922
Mfg Home	1	1,380
<b>Total Personal</b>	<b>4</b>	<b>45,395</b>

TIF Increment Value 0

**Net Assessed 45,395**

**Under Protest 0 0**

Public Service	Count	Value
<b>Total PS Value</b>	<b>7</b>	<b>164,975</b>

TIF Increment Value 0

**Net Assessed 164,975**

**District Totals**

Total Gross Value 8,184,659

Homestead Loss 71,000

Other Exemption Loss 309,069

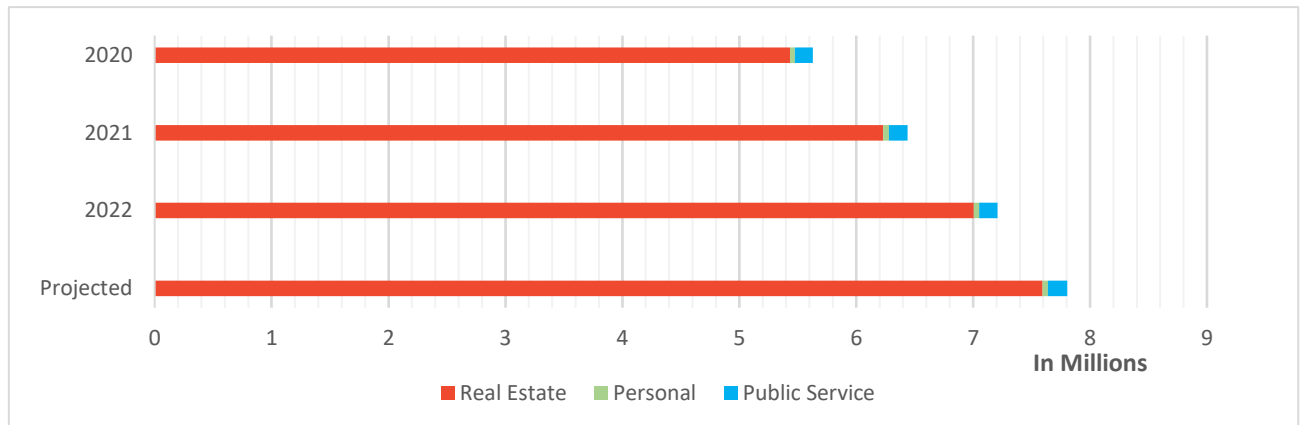
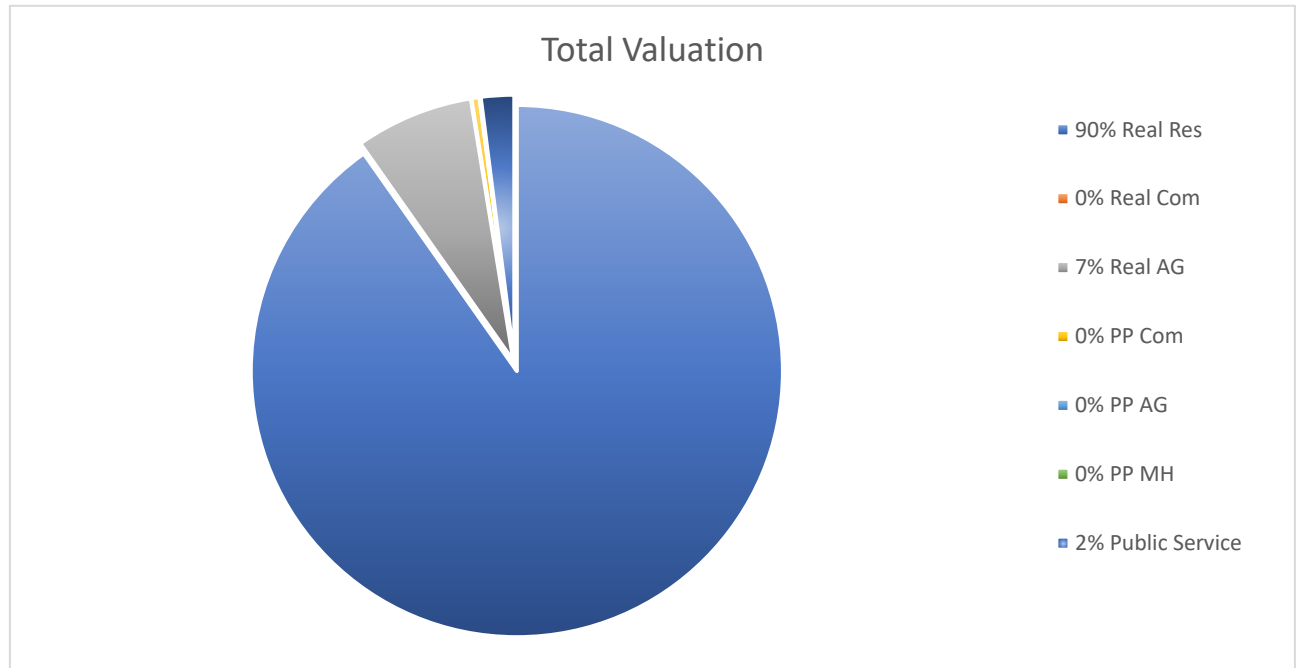
TIF Increment Value 0

**Retained TIF Value 0**

**Net Assessed Value 7,804,590**

**Under Protest 0**

\*Public Service Protest Values are not included on this report.



**TIF Project Summary**

Description	Expires	Base Value	Increment Value	Retained Inc	Total Value
N/A		0	0	0	0
<b>Total TIF Valuation:</b>		<b>0</b>	<b>0</b>	<b>0</b>	<b>0</b>

Real	Count	Value
Residential	13,234	135,894,629
Commercial	444	16,215,747
Agricultural	2,196	18,117,140
<b>Total Real Value</b>	<b>13,678</b>	<b>170,227,516</b>

Homestead	5,342	5,335,934
Veteran	446	7,247,712
<b>Total Exempt</b>	<b>5,788</b>	<b>12,583,646</b>

TIF Increment Value 0

Net Assessed 157,643,870

Under Protest 0 0

Senior Freeze	753	
Capped Parcels	15,860	

Personal	Count	Value
Commercial	771	6,035,009
Agricultural	513	1,306,159
Mfg Home	1,247	3,682,358
<b>Total Personal</b>	<b>1,760</b>	<b>11,023,526</b>

TIF Increment Value 0

Net Assessed 11,023,526

Under Protest 0 0

Public Service	Count	Value
<b>Total PS Value</b>	<b>128</b>	<b>18,062,570</b>

TIF Increment Value 0

Net Assessed 18,062,570

**District Totals**

Total Gross Value 199,313,612

Homestead Loss 5,335,934

Other Exemption Loss 7,247,712

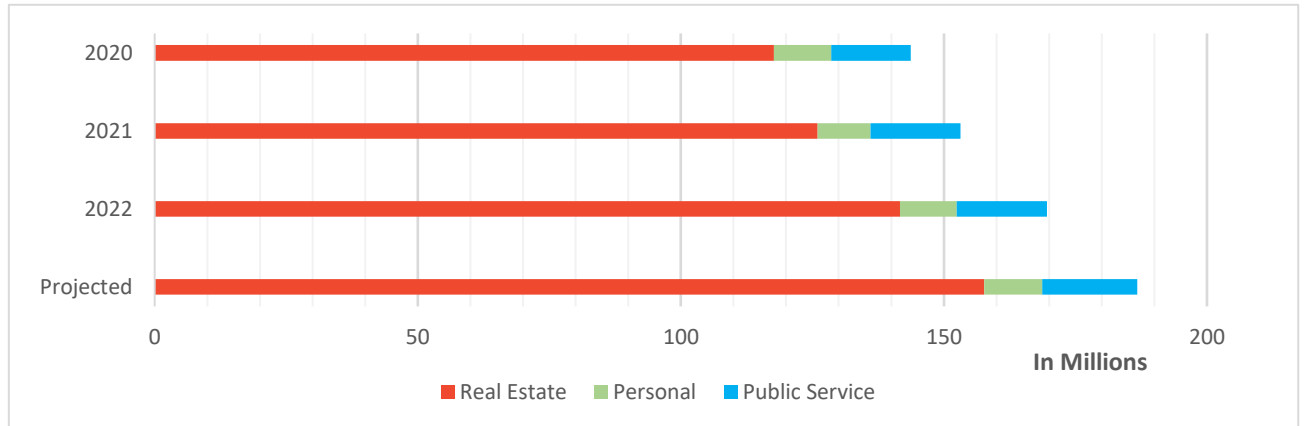
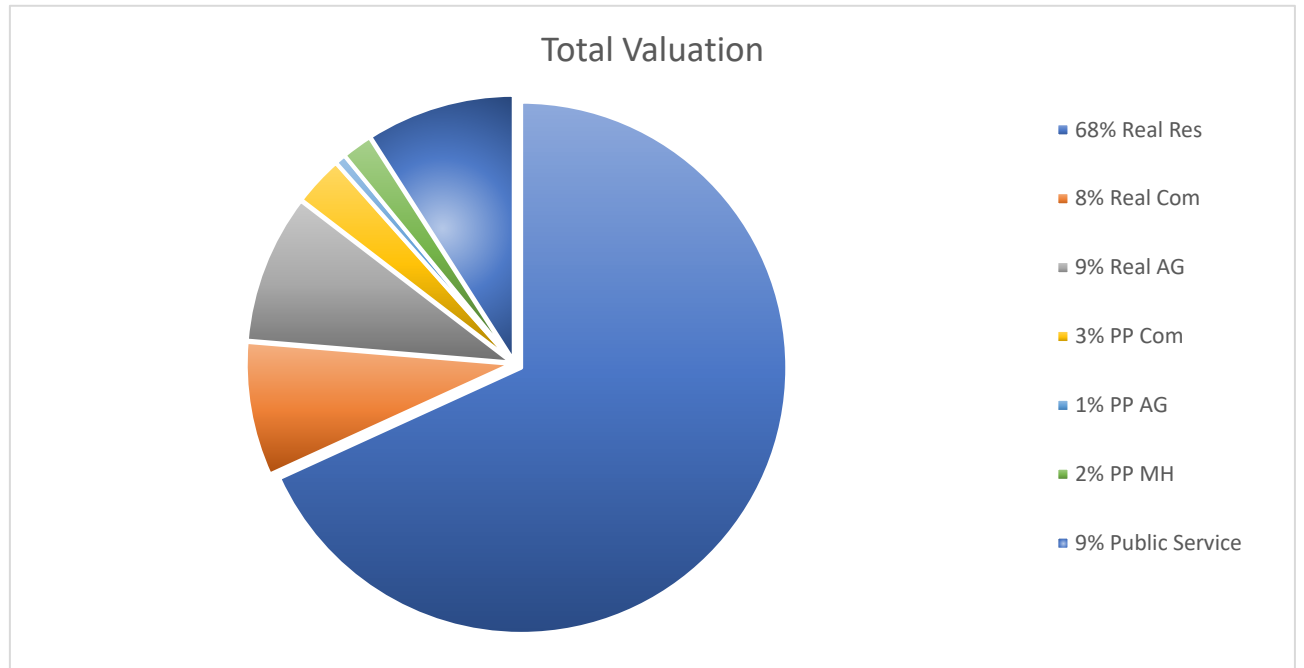
TIF Increment Value 0

Retained TIF Value 0

Net Assessed Value 186,729,966

Under Protest 0

\*Public Service Protest Values are not included on this report.



**TIF Project Summary**

Description	Expires	Base Value	Increment Value	Retained Inc	Total Value
N/A		0	0	0	0
<b>Total TIF Valuation:</b>		<b>0</b>	<b>0</b>	<b>0</b>	<b>0</b>

Real	Count	Value
Residential	1,095	23,181,539
Commercial	5	371,718
Agricultural	91	1,148,003
<b>Total Real Value</b>	<b>1,100</b>	<b>24,701,260</b>

Homestead	518	518,000
Veteran	58	2,005,940
<b>Total Exempt</b>	<b>576</b>	<b>2,523,940</b>

TIF Increment Value 0

**Net Assessed 22,177,320**

**Under Protest 0 0**

Senior Freeze	53	
Capped Parcels	1,189	

Personal	Count	Value
Commercial	35	215,727
Agricultural	37	122,707
Mfg Home	46	167,741
<b>Total Personal</b>	<b>83</b>	<b>506,175</b>

TIF Increment Value 0

**Net Assessed 506,175**

**Under Protest 0 0**

Public Service	Count	Value
<b>Total PS Value</b>	<b>18</b>	<b>1,255,945</b>

TIF Increment Value 0

**Net Assessed 1,255,945**

**District Totals**

Total Gross Value 26,463,380

Homestead Loss 518,000

Other Exemption Loss 2,005,940

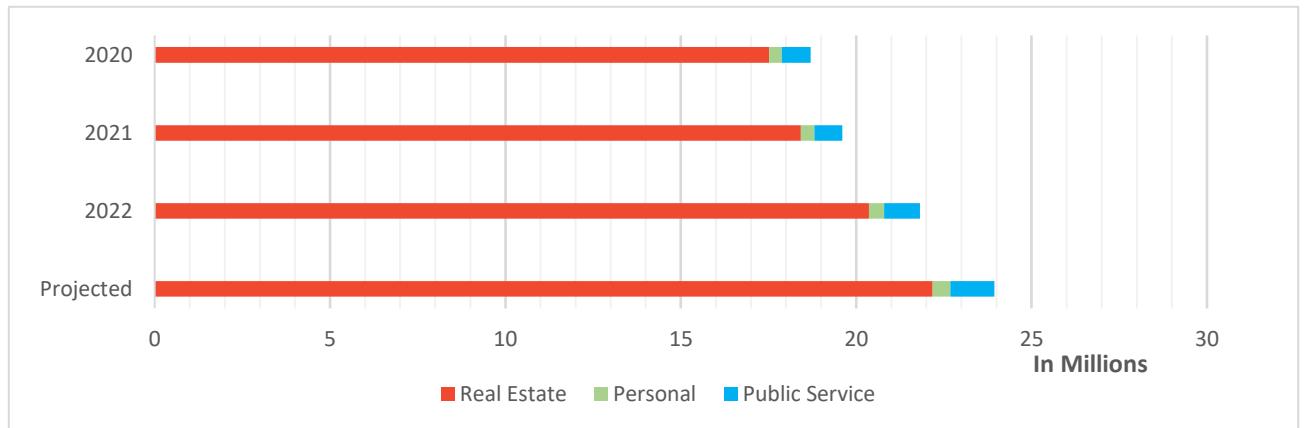
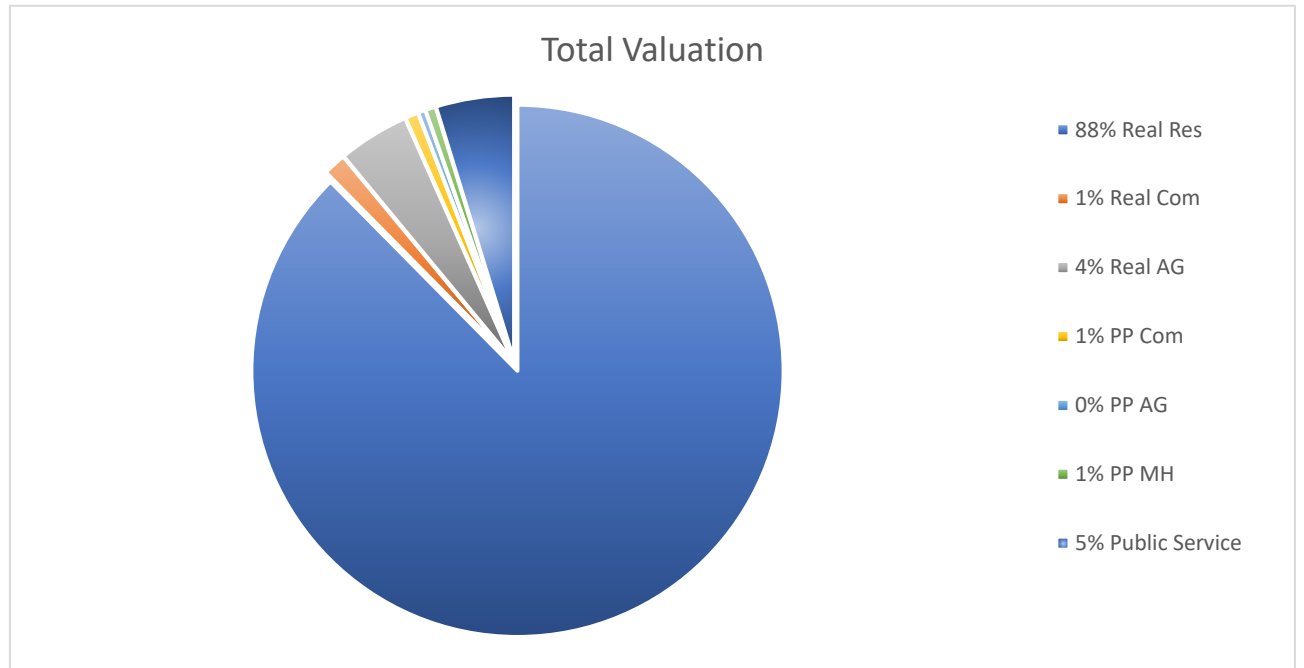
TIF Increment Value 0

**Retained TIF Value 0**

**Net Assessed Value 23,939,440**

**Under Protest 0**

\*Public Service Protest Values are not included on this report.



**TIF Project Summary**

Description	Expires	Base Value	Increment Value	Retained Inc	Total Value
N/A		0	0	0	0
<b>Total TIF Valuation:</b>		<b>0</b>	<b>0</b>	<b>0</b>	<b>0</b>